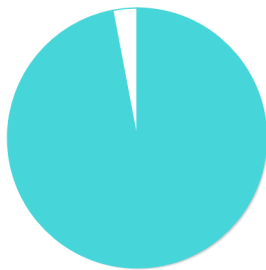





Grade Summary




97%
Learner Attendance

97% Achieved
95% Target
100% Confidence
123 Learners



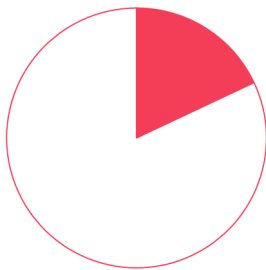
100%
Educator Attendance

100% Achieved
95% Target
100% Confidence
4 Educators



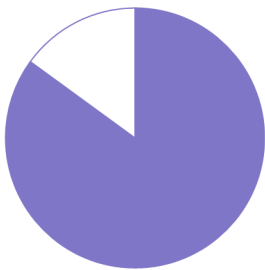
100%
Task Coverage

100% Achieved
90% Target
125 Learners



18%
2015 Promotion of learners

18% Achieved
65% Target
33 Learners



85%
SBA Pass Rate

85% Achieved
65% Target
60% Average
123 Learners




60%
2014 ANA Pass Rate

LIT	NUM
62%	59% Achieved
65%	65% Target
53%	44% Average
63	147 Learners


Attendance

Additional Data


97%

-3%

LEARNER ATTENDANCE


20

LEARNERS ABSENT 5 + DAYS

100%

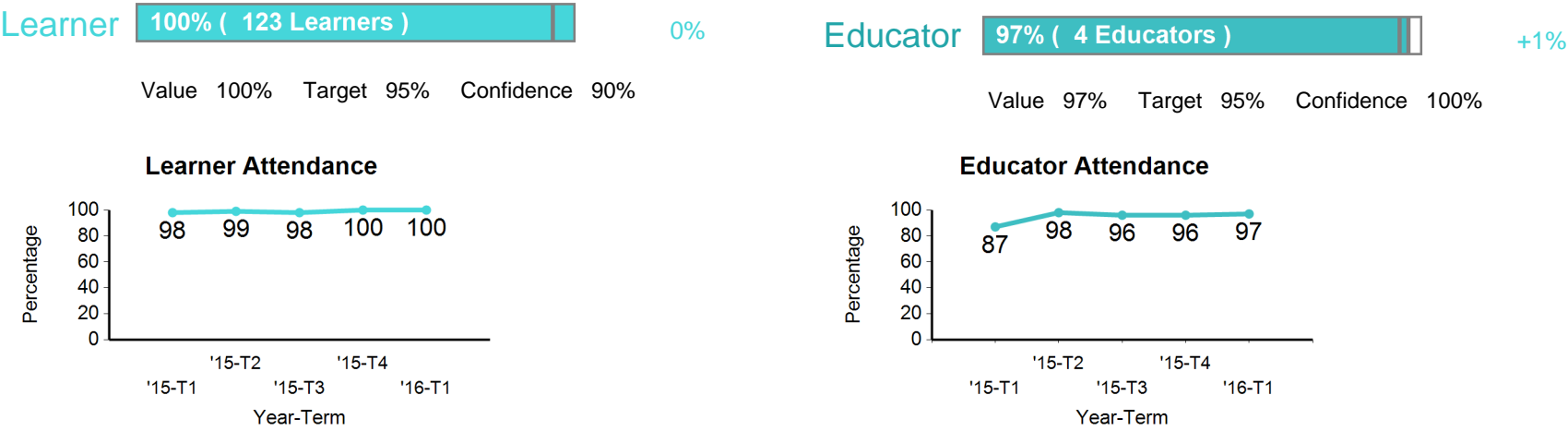
+3%

EDUCATOR ATTENDANCE

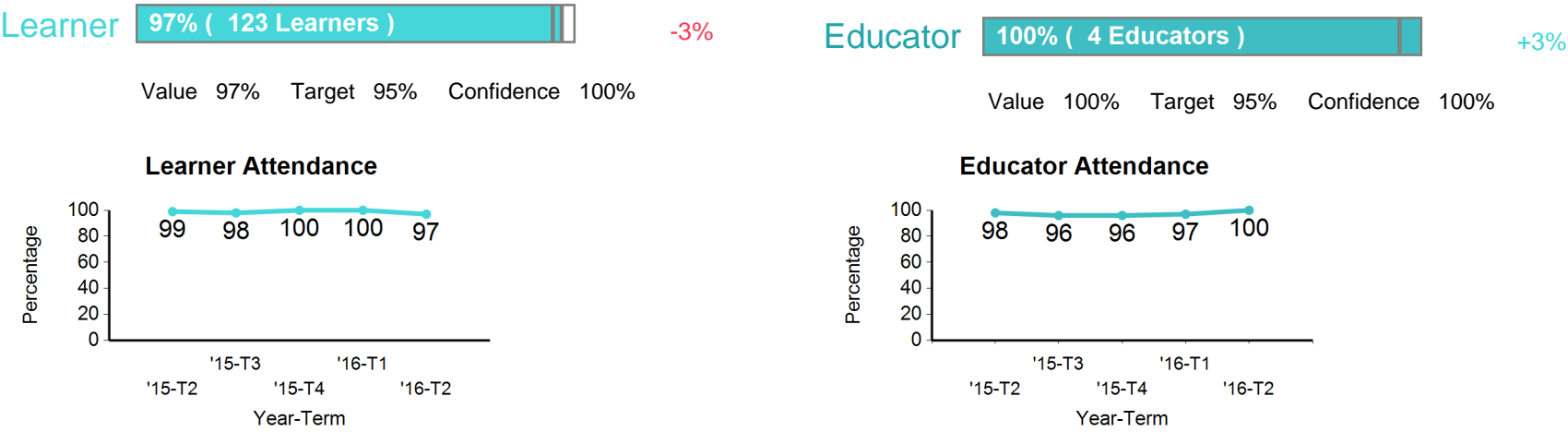
0

EDUCATORS ABSENT 5 + DAYS

Term 1




Term 2



 Task Coverage

Additional Data

 100%

TASK COVERAGE

 0

WEEK(S) BEHIND

Top Coverage

Bottom Coverage

 SUBJECT	
Sesotho Home Language	100%
English First Additional Language	100%

By Subject

English First Additional Language

100% (123 Learners, 3 Educators)

Value 100% Target 90%

IsiXhosa Home Language

100% (78 Learners, 2 Educators)

Value 100% Target 90%

Life Skills

100% (125 Learners, 4 Educators)

Value 100% Target 90%

Mathematics

100% (125 Learners, 3 Educators)

Value 100% Target 90%

Sesotho Home Language


100% (47 Learners, 1 Educators)

Value 100% Target 90%




 Achievement


Additional Data

 **85%** -5%


SBA PASS RATE

 **72**


ASSESSMENTS BELOW GOAL

 **73%** +5%


EXAM/TEST PASS RATE

 **98**


ASSESSMENTS BELOW GOAL

 **62%** -10%


2014 ANA LIT PASS RATE

 **24**

ASSESSMENTS BELOW GOAL

 **59%** -3%


2014 ANA NUM PASS RATE

 **61**

ASSESSMENTS BELOW GOAL

Top Achievement

Bottom Achievement

 SUBJECT

Life Skills

100%

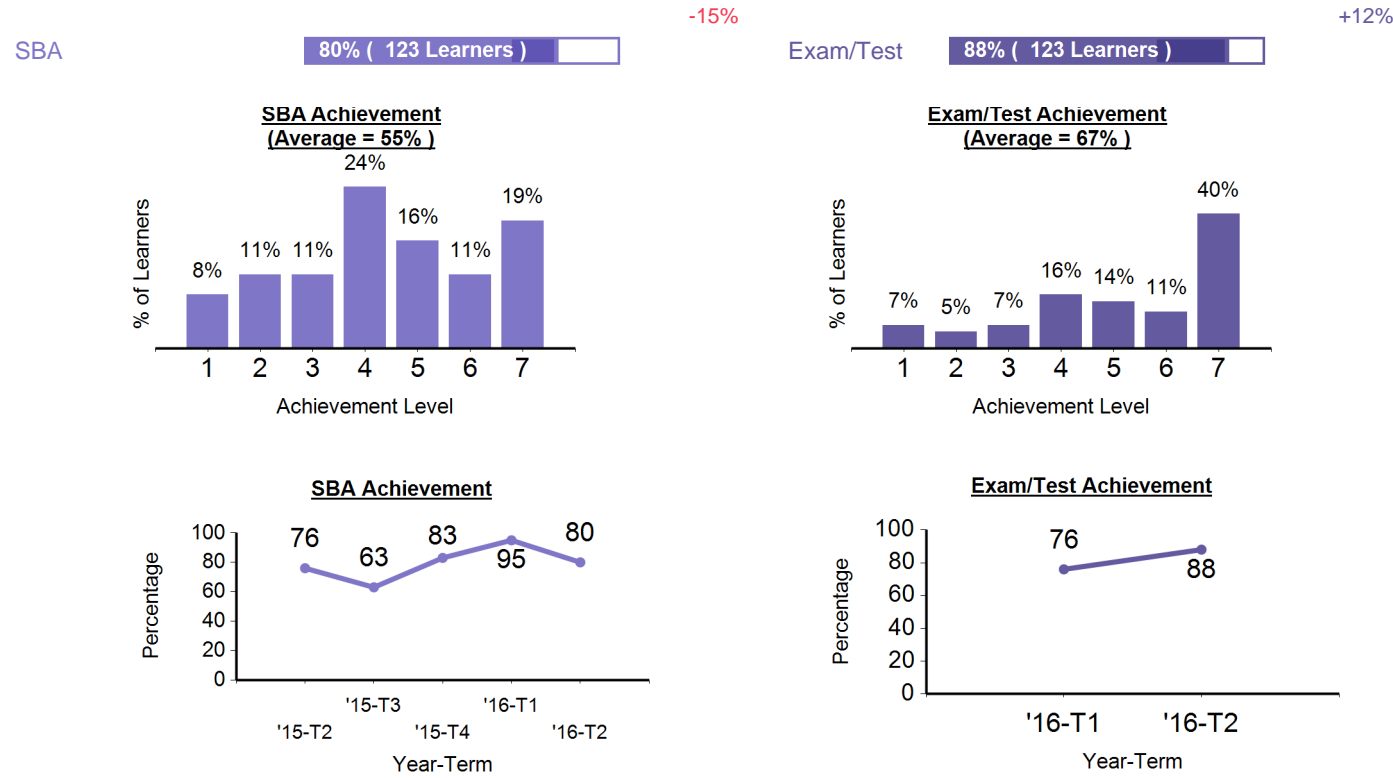
 SUBJECT

Sesotho Home Language

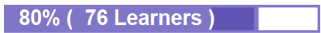
74%

By Subject

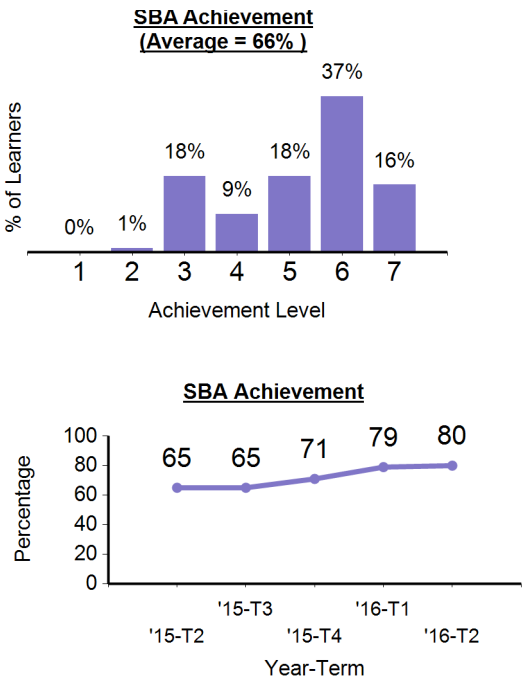
English First Additional Language



SBA



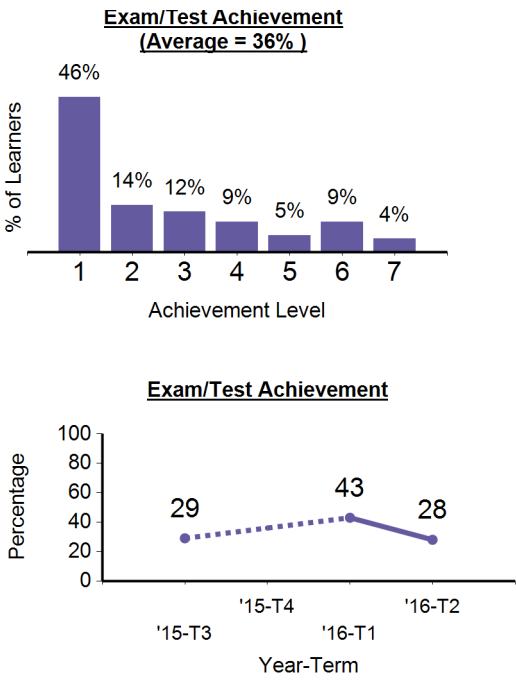
+1%



Exam/Test

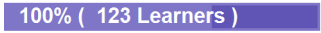


-15%

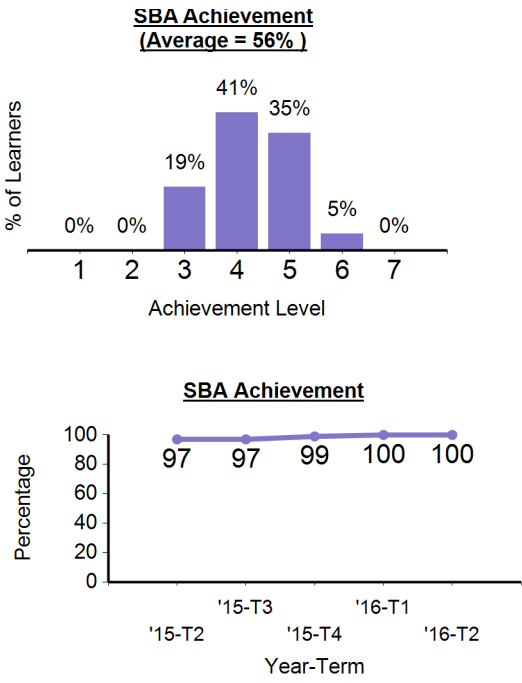


Life Skills

SBA




0%



Exam/Test

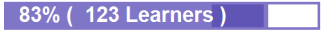


-

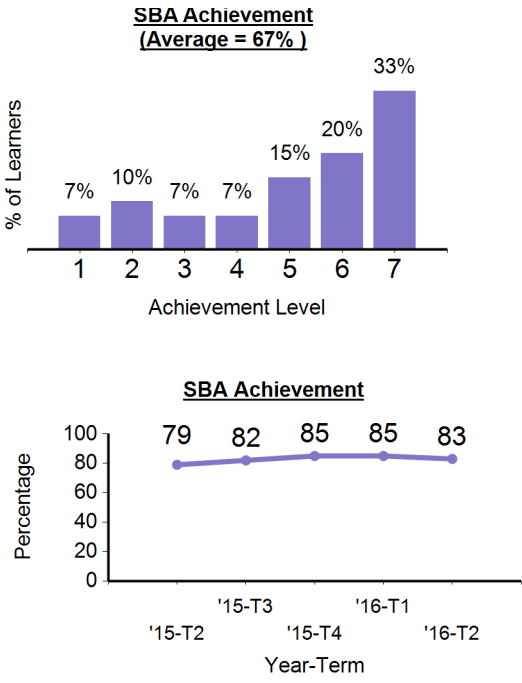


Mathematics

SBA



-2%

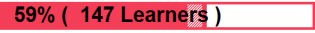


Exam/Test

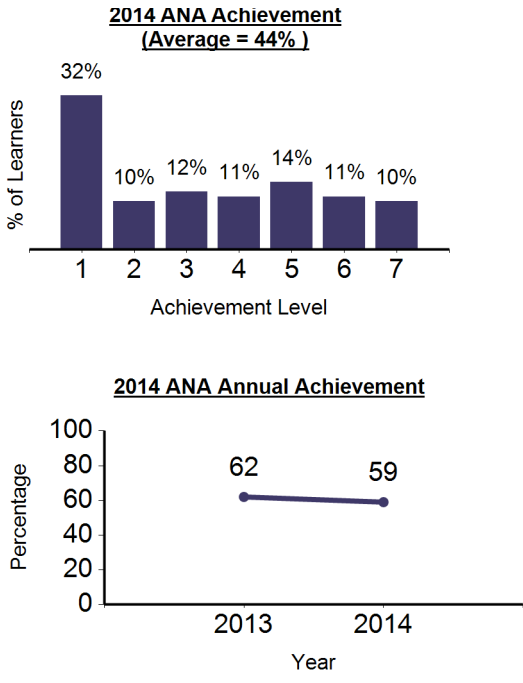


-

2014 ANA



-3%



SBA

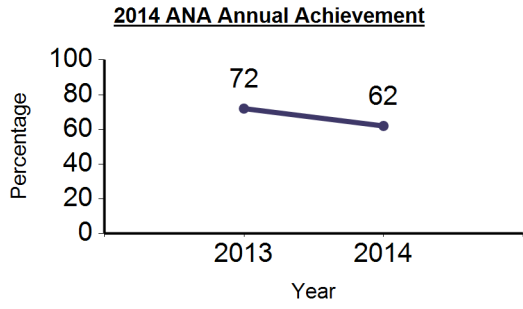
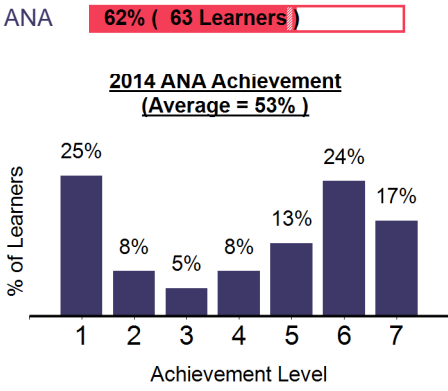
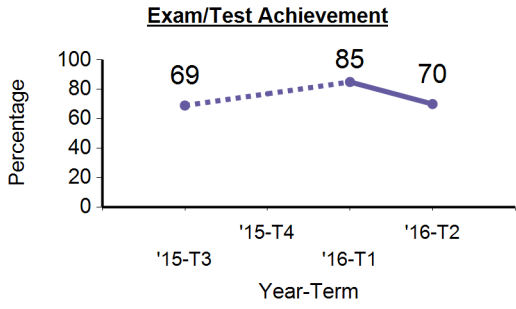

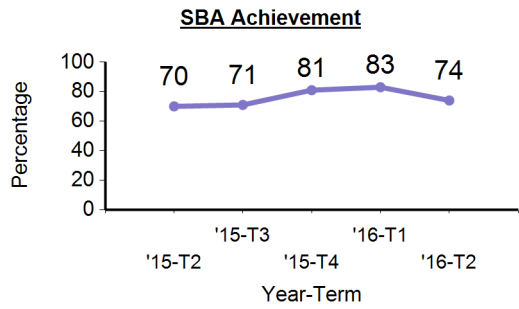
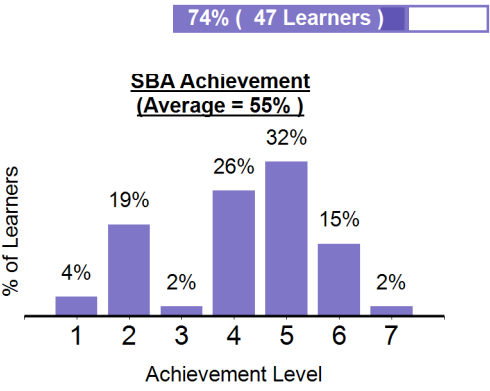
-9%

Exam/Test

-15%

2014 ANA

-10%



Additional Data



18%

-40%

2015 PROMOTION



27

LEARNERS HELD BACK



18 of 123

LEARNERS OVER AGE

2015



Value 18% Target 65%

2014



Value 58% Target 65%

2013



Value 58% Target 65%

2012



Value N/A Target 65%

2011



Value N/A Target 65%

