





Grade Summary



N/A

Learner Attendance


N/A Achieved
95% Target
25% Confidence
0 Learners



N/A

Educator Attendance


N/A Achieved
95% Target
100% Confidence
0 Educators



N/A

Task Coverage


N/A Achieved
90% Target
0 Learners



100%

2015 Promotion of learners


100% Achieved
65% Target
1 Learners



N/A

SBA Pass Rate

N/A Achieved
65% Target
N/A Average
0 Learners



N/A

2015 ANA Pass Rate

LIT	NUM
N/A	N/A
65%	65%
N/A	N/A
0	0
	Achieved
	Target
	Average
	Learners



Attendance

Additional Data

N/A

LEARNER ATTENDANCE

0

LEARNERS ABSENT 5 + DAYS

N/A

EDUCATOR ATTENDANCE

0

EDUCATORS ABSENT 5 + DAYS

Term 1

Learner

92% (1 Learners)

-3%

Value 92%

Target 95%

Confidence 100%

Educator

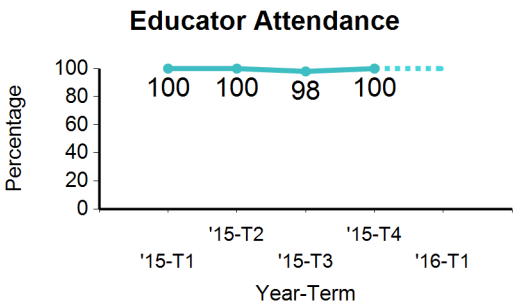
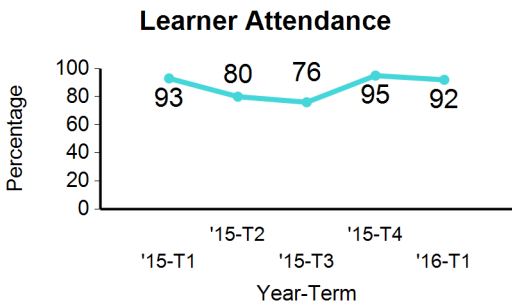
N/A (0 Educators)

-

Value N/A

Target 95%

Confidence 100%



Term 2

Learner

N/A (0 Learners)

-

Value N/A

Target 95%

Confidence 25%

Educator

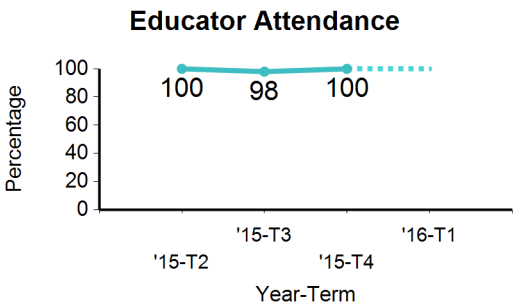
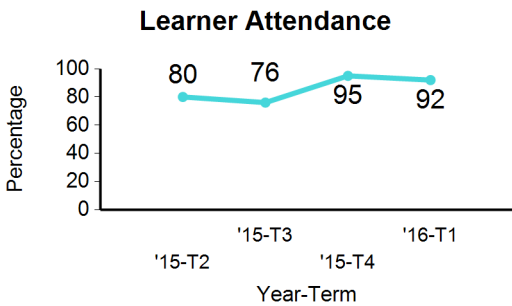
N/A (0 Educators)

-

Value N/A

Target 95%

Confidence 100%



Task Coverage

Additional Data

0%

TASK COVERAGE

0

WEEK(S) BEHIND

Top Coverage

Bottom Coverage

 SUBJECT

 SUBJECT

By Subject



 Achievement

Additional Data

 **N/A**

SBA PASS RATE

 **0**

ASSESSMENTS BELOW GOAL

 **N/A**

EXAM/TEST PASS RATE

 **0**

ASSESSMENTS BELOW GOAL

 **N/A**

2014 ANA LIT PASS RATE

 **0**

ASSESSMENTS BELOW GOAL

 **N/A**

2014 ANA NUM PASS RATE

 **0**

ASSESSMENTS BELOW GOAL

Top Achievement

Bottom Achievement

 SUBJECT

 SUBJECT

By Subject



Additional Data

 **100%**

2015 PROMOTION

 **0**

LEARNERS HELD BACK

 **0 of 0**

LEARNERS OVER AGE

2015



Value 100% Target 65%

2014



Value N/A Target 65%

2013



Value 100% Target 65%

2012



Value N/A Target 65%

2011



Value N/A Target 65%

