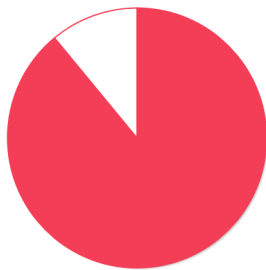





Grade Summary



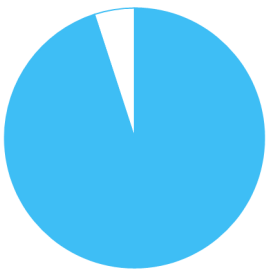
89%  
Learner Attendance

89% Achieved  
95% Target  
67% Confidence  
1 Learners




N/A  
Educator Attendance

N/A Achieved  
95% Target  
100% Confidence  
0 Educators




95%  
Task Coverage

95% Achieved  
90% Target  
1 Learners




100%  
2015 Promotion of learners

100% Achieved  
65% Target  
1 Learners



100%  
SBA Pass Rate

100% Achieved  
65% Target  
78% Average  
1 Learners




0%  
2014 ANA Pass Rate

LIT	NUM
N/A	0% Achieved
65%	65% Target
N/A	30% Average
0	1 Learners




Attendance

Additional Data


89%

-1%

LEARNER ATTENDANCE


1

LEARNERS ABSENT 5 + DAYS

N/A

-

EDUCATOR ATTENDANCE

0

EDUCATORS ABSENT 5 + DAYS

Term 1

Learner

90% ( 1 Learners )

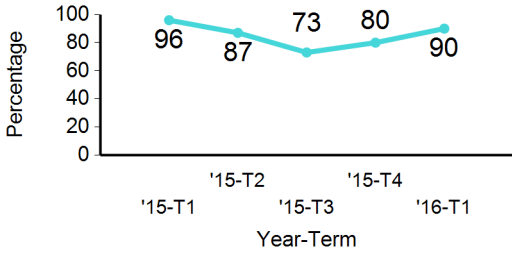
+10%

Value 90%

Target 95%

Confidence 100%

Learner Attendance



Educator

N/A ( 0 Educators )

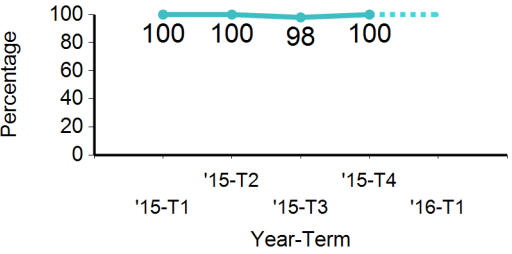
-

Value N/A

Target 95%

Confidence 100%

Educator Attendance



Term 2

Learner

89% ( 1 Learners )

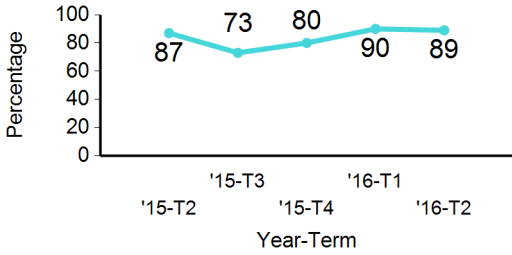
-1%

Value 89%

Target 95%

Confidence 67%

Learner Attendance



Educator

N/A ( 0 Educators )

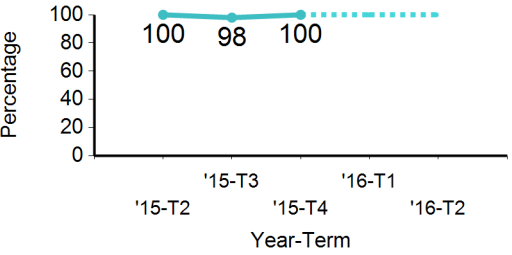
-

Value N/A

Target 95%

Confidence 100%

Educator Attendance





 Task Coverage

Additional Data

 95%


 0

TASK COVERAGE

WEEK(S) BEHIND

Top Coverage

Bottom Coverage

<div> SUBJECT</div>			
Setswana Home Language	100%	Mathematics	83%

By Subject

English First Additional Language



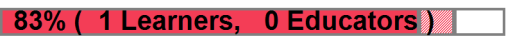
Value 100% Target 90%

Life Skills



Value 100% Target 90%

Mathematics



Value 83% Target 90%

Setswana Home Language











Value 100% Target 90%



 Achievement

Additional Data

<div><div>0%</div><div> 100%</div><div>SBA PASS RATE</div></div>	<div><div>0</div><div> ASSESSMENTS BELOW GOAL</div></div>
<div><div>0%</div><div> 100%</div><div>EXAM/TEST PASS RATE</div></div>	<div><div>0</div><div> ASSESSMENTS BELOW GOAL</div></div>
<div><div>-</div><div> N/A</div><div>2014 ANA LIT PASS RATE</div></div>	<div><div>0</div><div> ASSESSMENTS BELOW GOAL</div></div>
<div><div>-</div><div> 0%</div><div>2014 ANA NUM PASS RATE</div></div>	<div><div>1</div><div> ASSESSMENTS BELOW GOAL</div></div>

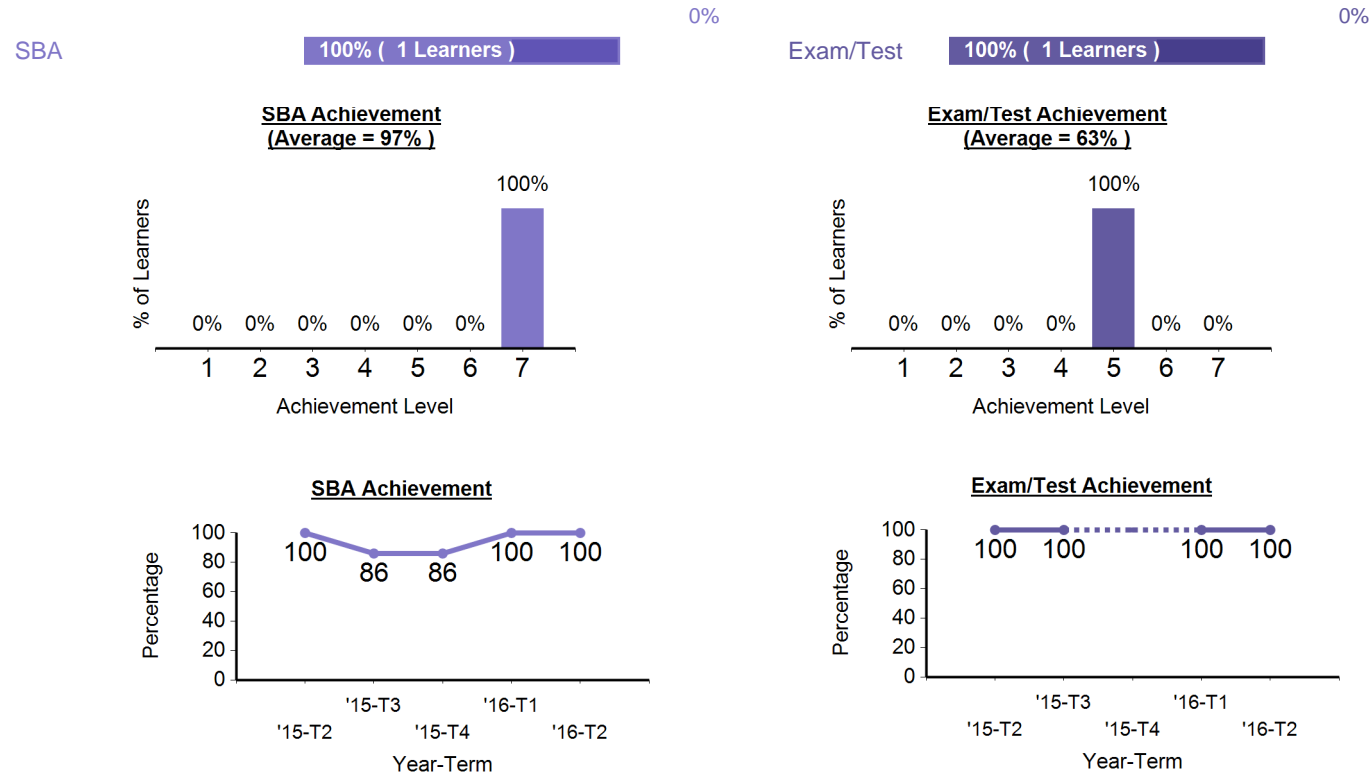
Top Achievement

Bottom Achievement

<div><div> SUBJECT</div><div>Setswana Home Language</div></div>	100%	<div><div> SUBJECT</div><div>English First Additional Language</div></div>	100%
---	------	---	------

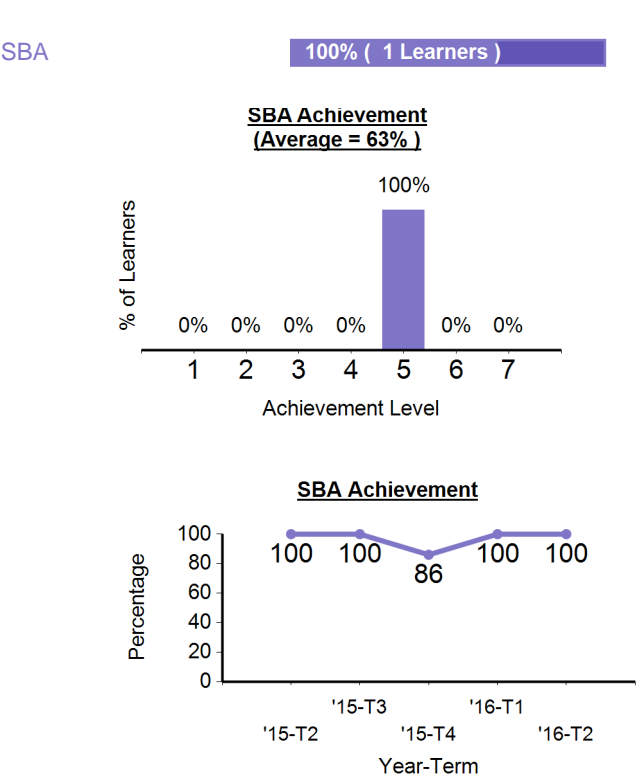
By Subject

English First Additional Language

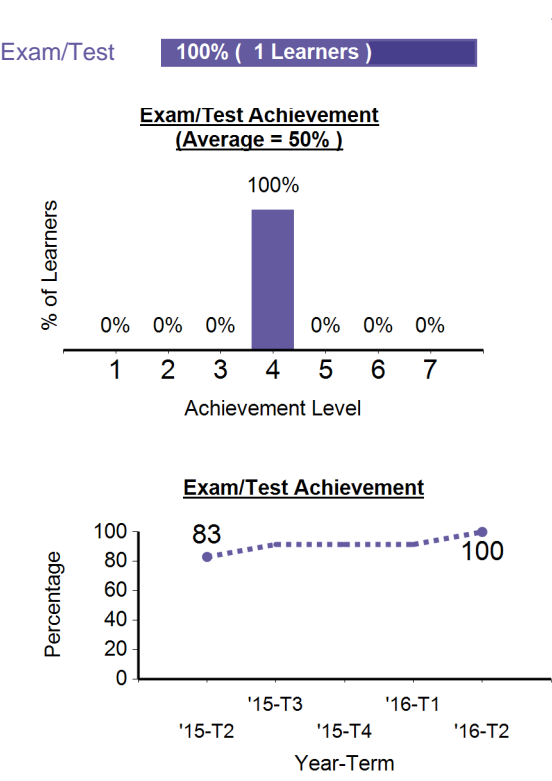


Life Skills

SBA

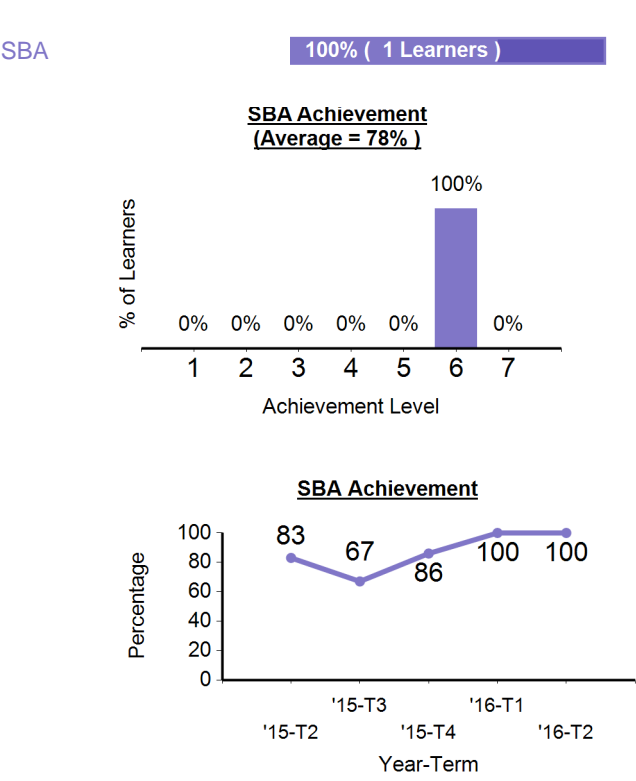


Exam/Test

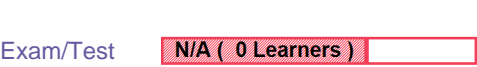


Mathematics


SBA



Exam/Test

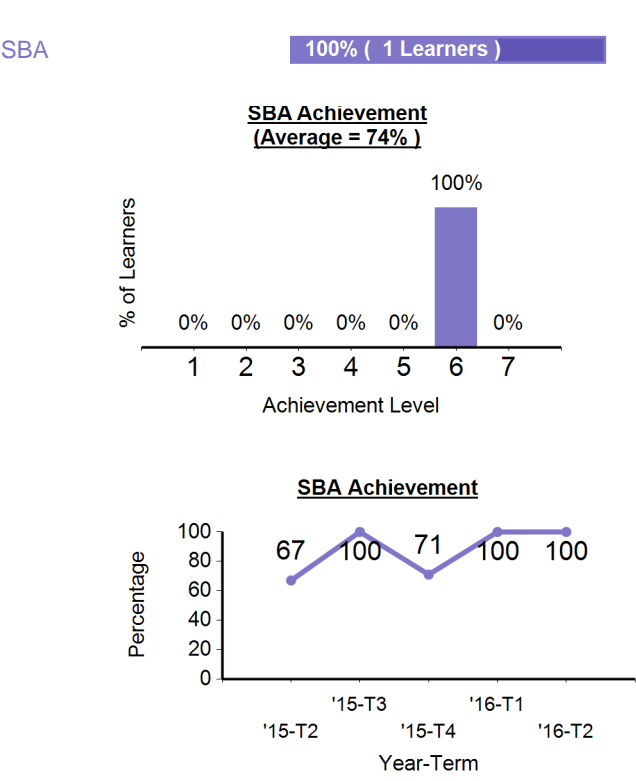


2014 ANA




Setswana Home Language

SBA



Exam/Test



Additional Data

