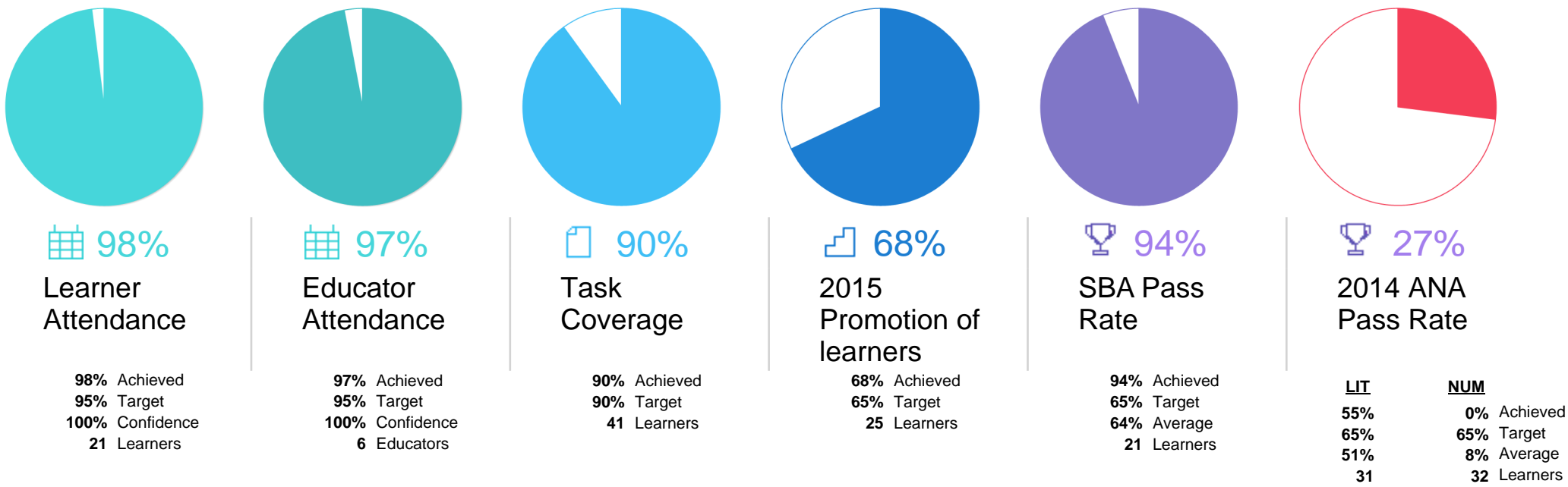




Grade 9

Displaying Term 2, 2016

Grade Summary





Attendance

Additional Data



98%

0%

LEARNER ATTENDANCE



1

LEARNERS ABSENT 5 + DAYS



97%

+12%

EDUCATOR ATTENDANCE



0

EDUCATORS ABSENT 5 + DAYS

Term 1

Learner

98% (21 Learners)

+2%

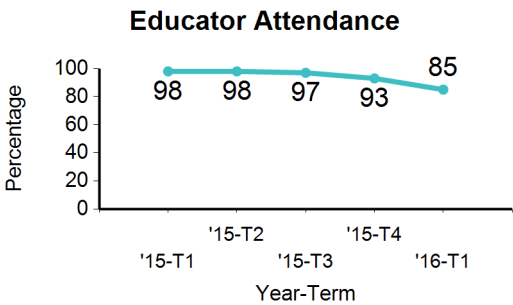
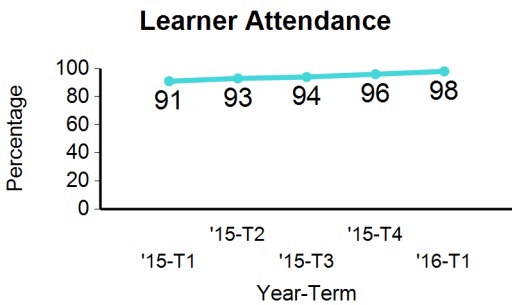
Value 98% Target 95% Confidence 90%

Educator

85% (7 Educators)

-8%

Value 85% Target 95% Confidence 100%



Term 2

Learner

98% (21 Learners)

0%

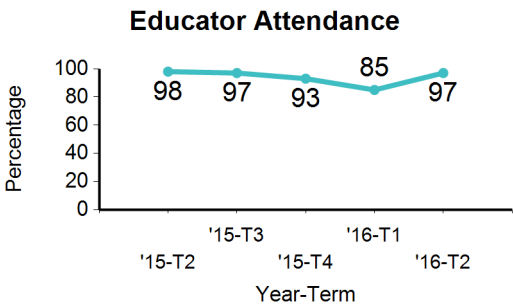
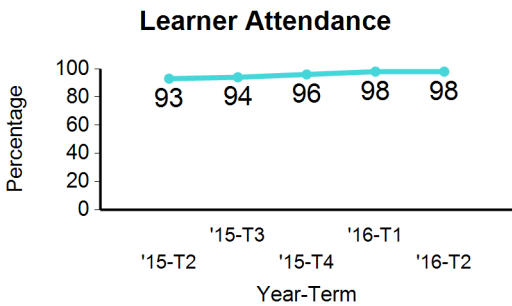
Value 98% Target 95% Confidence 100%

Educator

97% (6 Educators)

+12%

Value 97% Target 95% Confidence 100%





Task Coverage

Additional Data



90%

TASK COVERAGE




0

WEEK(S) BEHIND

Top Coverage

 SUBJECT	
Technology	100%
Social Sciences	100%

Bottom Coverage

 SUBJECT	
Sesotho Second Additional Language	0%
Afrikaans Home Language	100%

By Subject



Afrikaans Home Language

100% (41 Learners, 1 Educators)

Value 100% Target 90%

Creative Arts

100% (40 Learners, 1 Educators)

Value 100% Target 90%

Economic and Management Sciences

100% (40 Learners, 1 Educators)

Value 100% Target 90%

English First Additional Language

100% (41 Learners, 2 Educators)

Value 100% Target 90%

Life Orientation

100% (40 Learners, 2 Educators)

Value 100% Target 90%

Mathematics

100% (41 Learners, 2 Educators)

Value 100% Target 90%

Natural Sciences

100% (40 Learners, 1 Educators)

Value 100% Target 90%

Sesotho Second Additional Language

0% (20 Learners, 0 Educators)

Value 0% Target 90%

Social Sciences

100% (40 Learners, 1 Educators)

Value 100% Target 90%

Technology


100% (40 Learners, 1 Educators)

Value 100% Target 90%




 Achievement


Additional Data

 **94%** +18%


SBA PASS RATE

 **9**


ASSESSMENTS BELOW GOAL

 **42%** -7%


EXAM/TEST PASS RATE

 **104**


ASSESSMENTS BELOW GOAL

 **55%** -41%


2014 ANA LIT PASS RATE

 **14**

ASSESSMENTS BELOW GOAL

 **0%** -4%

2014 ANA NUM PASS RATE

 **32**

ASSESSMENTS BELOW GOAL

Top Achievement

Bottom Achievement

 SUBJECT

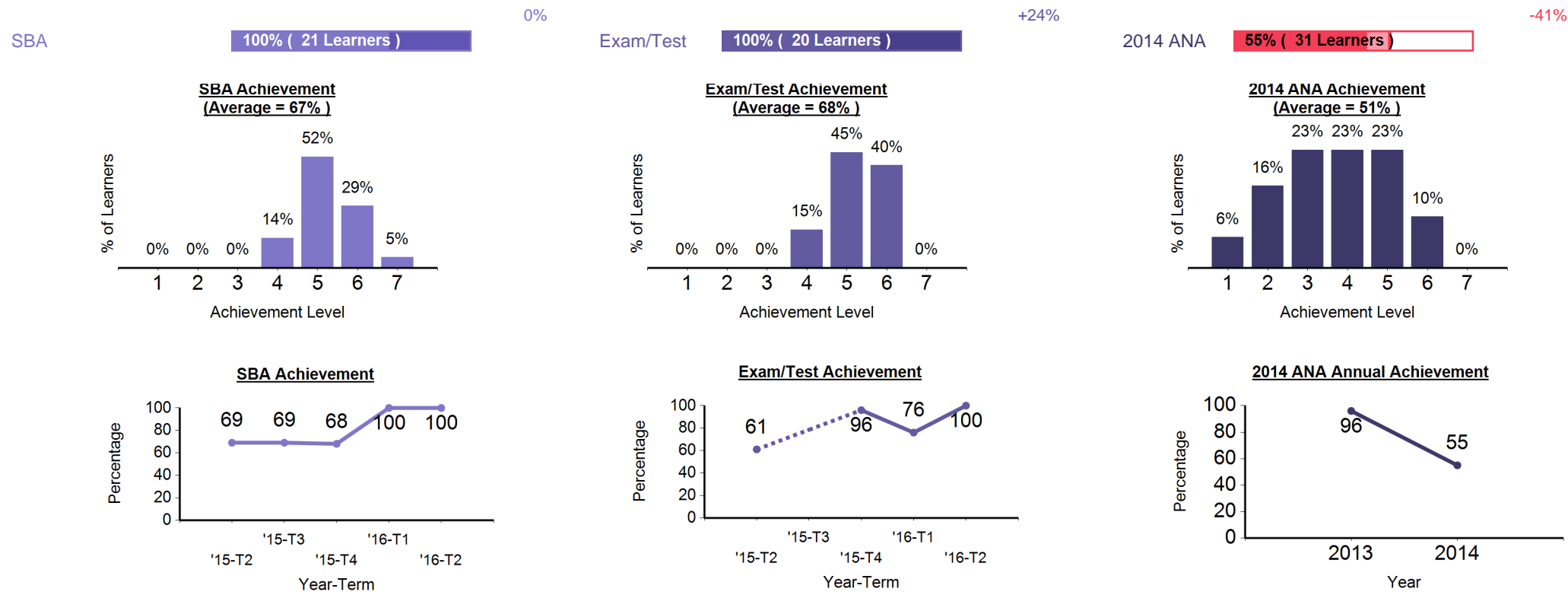
Technology	100%
Mathematics	100%

 SUBJECT

Economic and Management Sciences	65%
Natural Sciences	90%

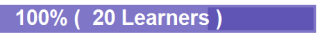
By Subject

Afrikaans Home Language

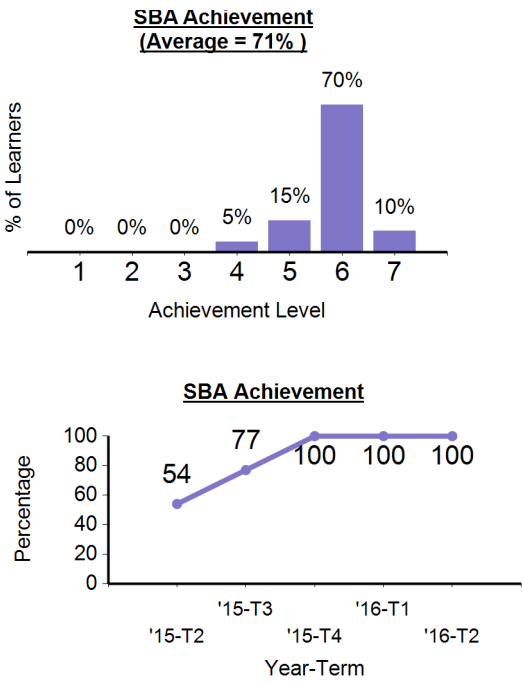


Creative Arts

SBA



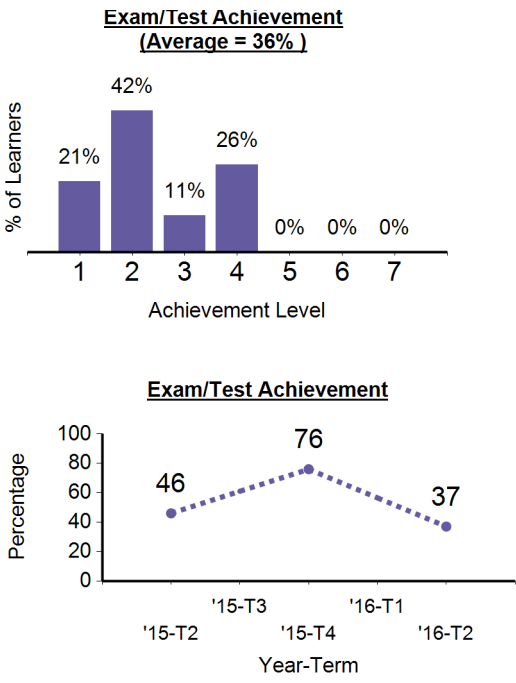
0%



Exam/Test



-

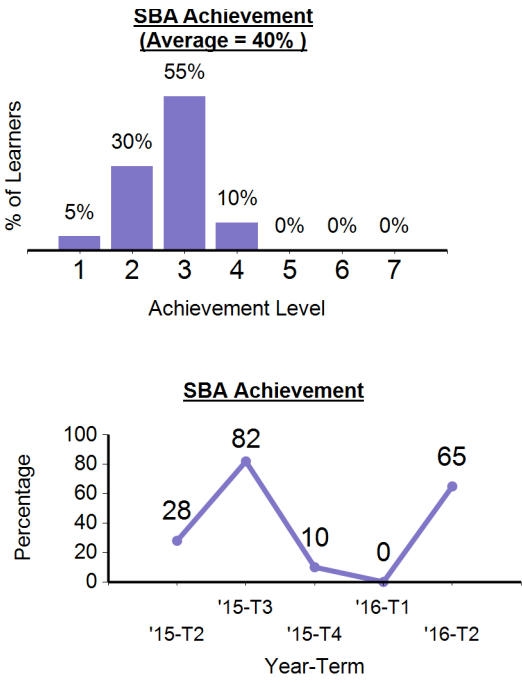


Economic and Management Sciences

SBA



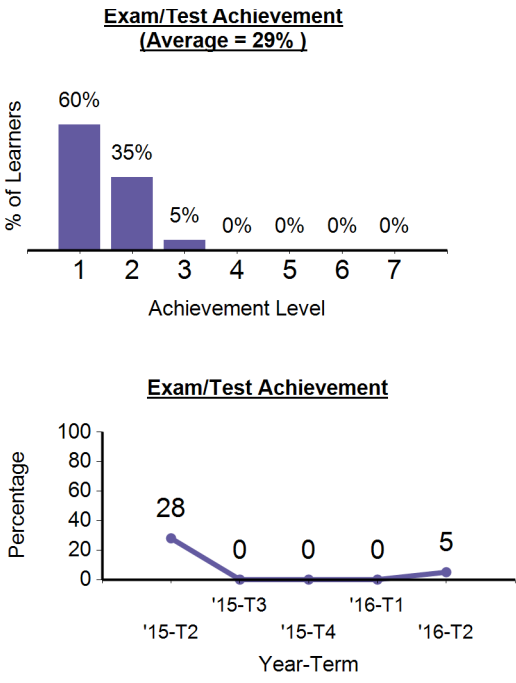
+65%



Exam/Test



+5%

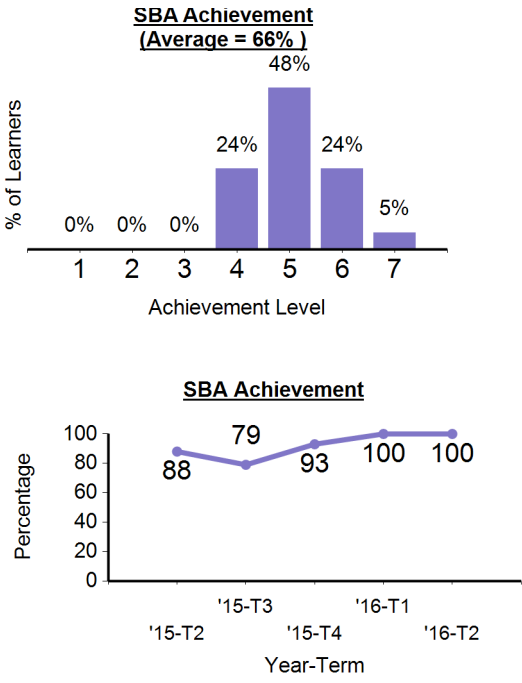


English First Additional Language

SBA




0%



Exam/Test

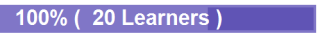


+10%

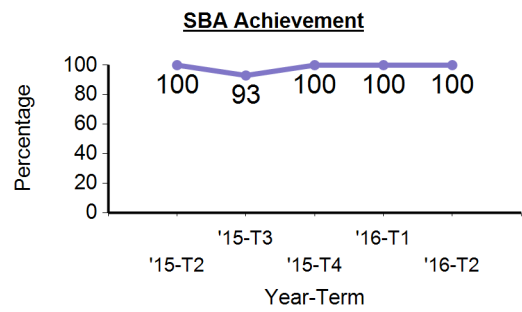
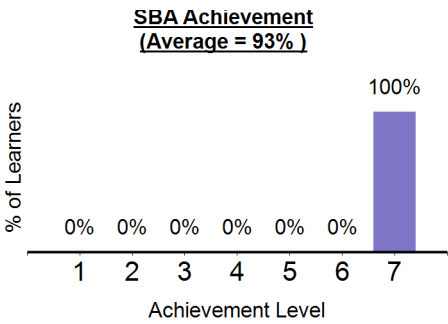


Life Orientation

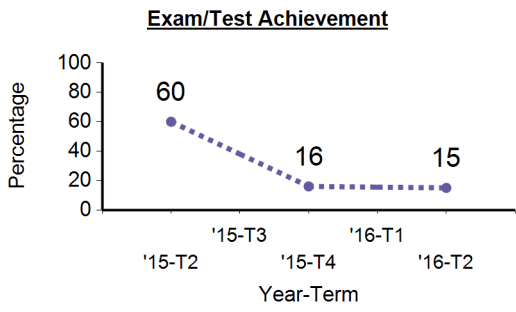

SBA



0%

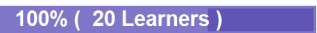


Exam/Test

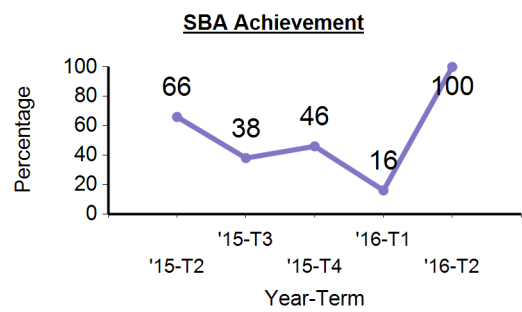
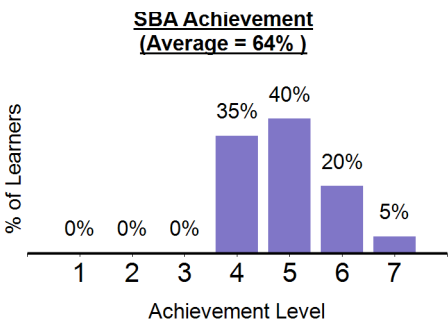


Mathematics

SBA



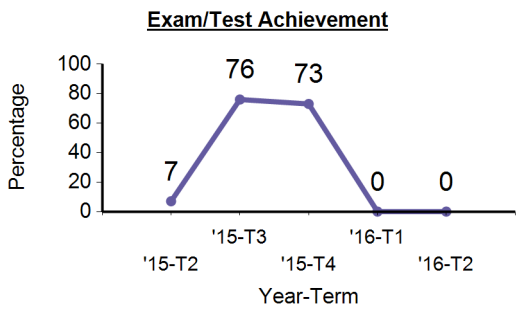

+84%



Exam/Test



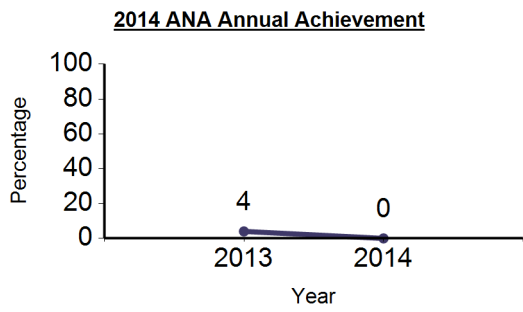
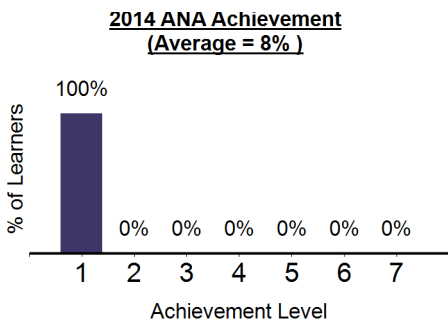
0%



2014 ANA



-4%

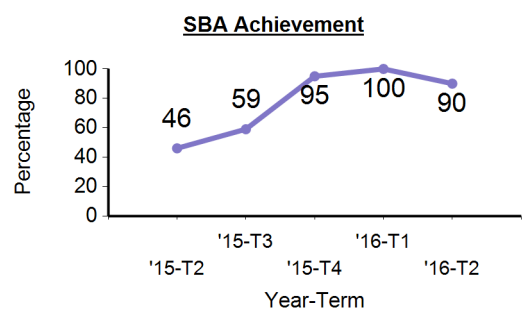
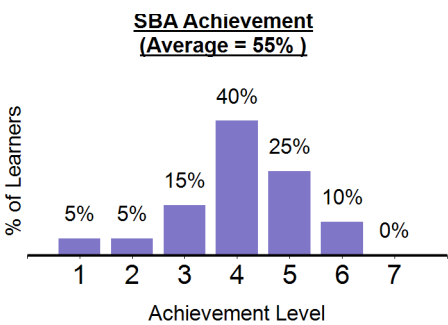


Natural Sciences

SBA



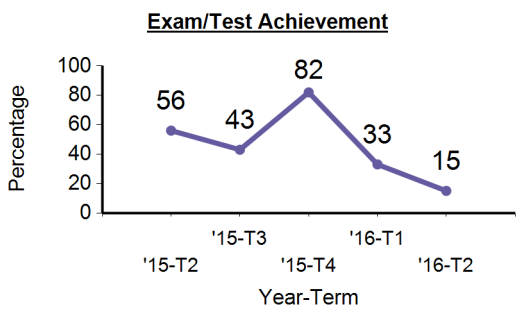

-10%



Exam/Test



-18%



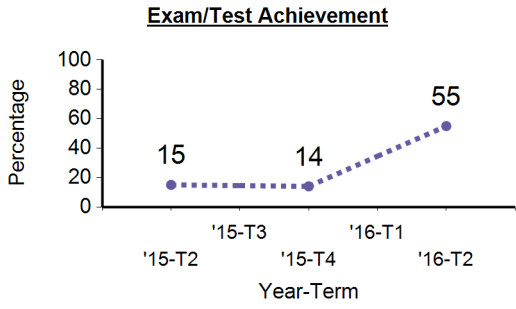

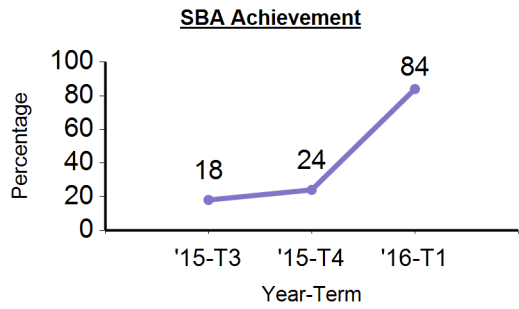
Social Sciences

SBA

N/A (0 Learners)

Exam/Test

55% (20 Learners)



Technology

SBA

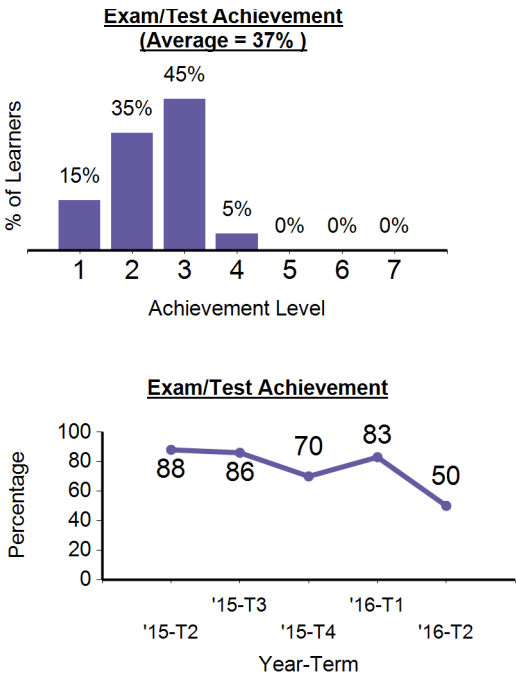
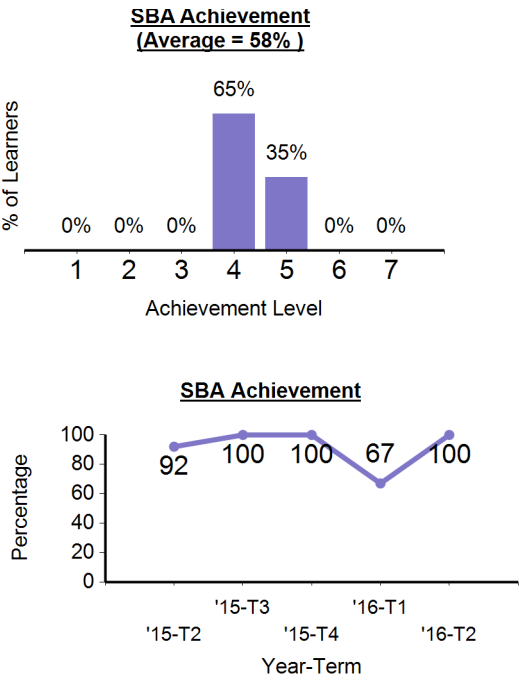
100% (20 Learners)

+33%


Exam/Test

50% (20 Learners)

-33%



Additional Data

 **68%**

+4%

 **8**

LEARNERS HELD BACK

 **16 of 21**

LEARNERS OVER AGE

2015



2014



2013



2012



2011

