

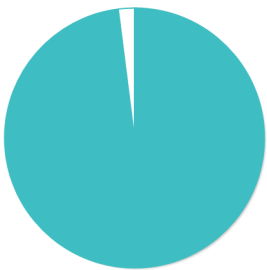


Grade Summary




93%
Learner
Attendance

93% Achieved
95% Target
100% Confidence
37 Learners



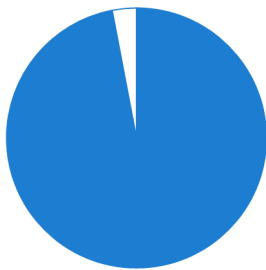
98%
Educator
Attendance

98% Achieved
95% Target
83% Confidence
9 Educators



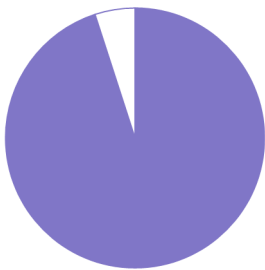
100%
Task
Coverage

100% Achieved
90% Target
37 Learners



97%
2015
Promotion of
learners

97% Achieved
65% Target
33 Learners



95%
SBA Pass
Rate

95% Achieved
65% Target
67% Average
37 Learners




98%
2014 ANA
Pass Rate

<u>LIT</u>	<u>NUM</u>
97%	100% Achieved
65%	65% Target
77%	75% Average
34	28 Learners


Attendance

Additional Data


93%

+2%

LEARNER ATTENDANCE


10

LEARNERS ABSENT 5 + DAYS

98%

-1%

EDUCATOR ATTENDANCE

0

EDUCATORS ABSENT 5 + DAYS

Term 1

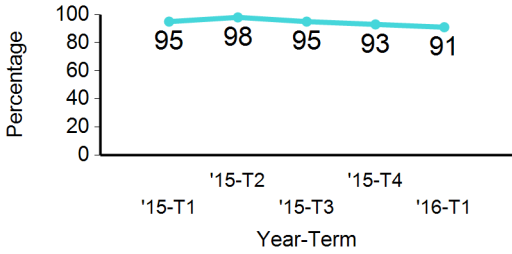
Learner

91% (35 Learners)

-2%

Value 91% Target 95% Confidence 90%

Learner Attendance



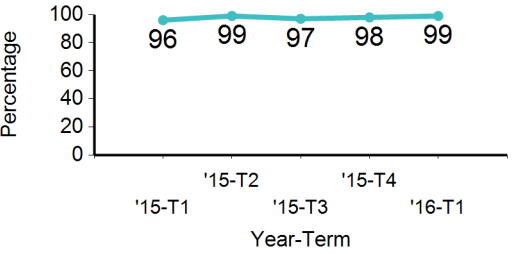
Educator

99% (9 Educators)

+1%

Value 99% Target 95% Confidence 100%

Educator Attendance



Term 2

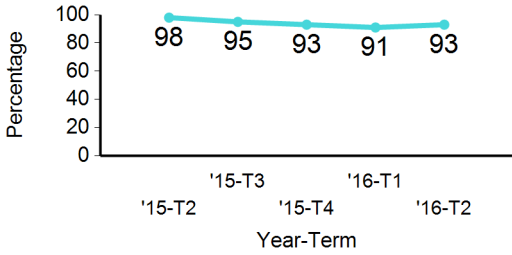
Learner

93% (37 Learners)

+2%

Value 93% Target 95% Confidence 100%

Learner Attendance



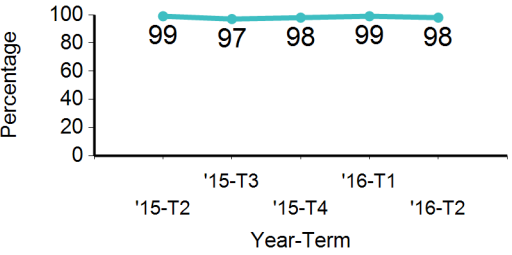
Educator

98% (9 Educators)

-1%


Value 98% Target 95% Confidence 83%

Educator Attendance



 Task Coverage

Additional Data

 100%

TASK COVERAGE

 0

WEEK(S) BEHIND

Top Coverage

 SUBJECT	
Social Sciences	100%
Natural Sciences and Technology	100%

Bottom Coverage

 SUBJECT	
Afrikaans Home Language	100%
English First Additional Language	100%

By Subject

Afrikaans Home Language

100% (37 Learners, 2 Educators)

Value 100% Target 90%

English First Additional Language

100% (37 Learners, 1 Educators)

Value 100% Target 90%

Life Skills

100% (37 Learners, 3 Educators)

Value 100% Target 90%

Mathematics

100% (37 Learners, 3 Educators)

Value 100% Target 90%

Natural Sciences and Technology

100% (37 Learners, 1 Educators)

Value 100% Target 90%


Social Sciences

100% (37 Learners, 1 Educators)

Value 100% Target 90%





 **95%** +4%
SBA PASS RATE

 **95%** +8%

EXAM/TEST PASS RATE

 **97%**

2014 ANA LIT PASS RATE

 **100%**
2014 ANA NUM PASS RATE

10
ASSESSMENTS BELOW GOAL

 1
ASSESSMENTS BELOW GOAL

 0
ASSESSMENTS BELOW GOAL

Bottom Achievement

 **SUBJECT**

100%

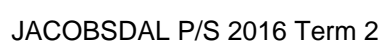
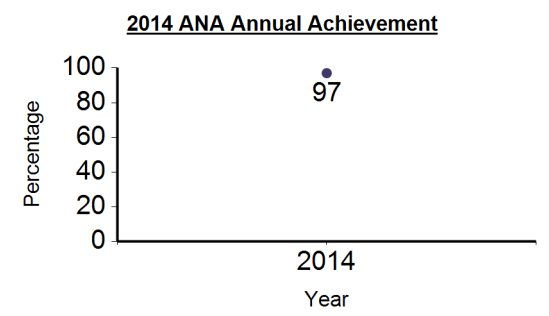

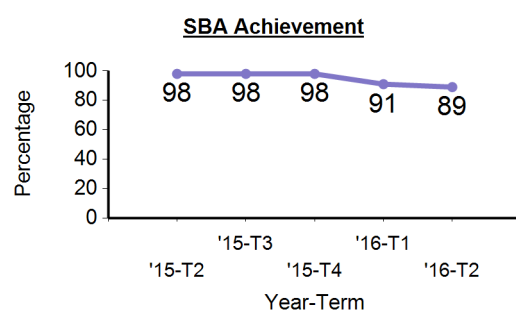
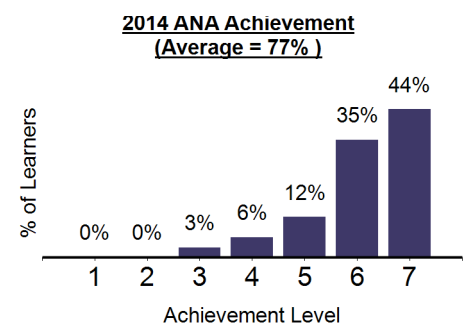

89%

Afrikaans Home Language

89% (37 Learners)

Exam/Test 92% (37 Learners)

2014 ANA **97% (34 Learners)**


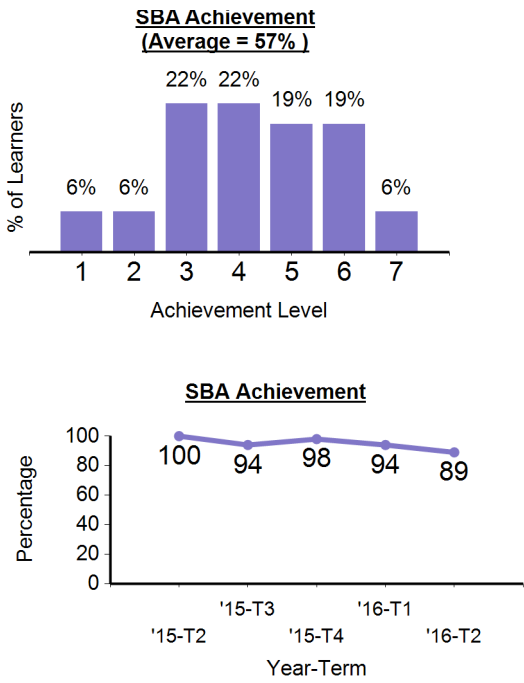
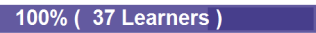


SBA



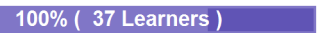
-5%

Exam/Test



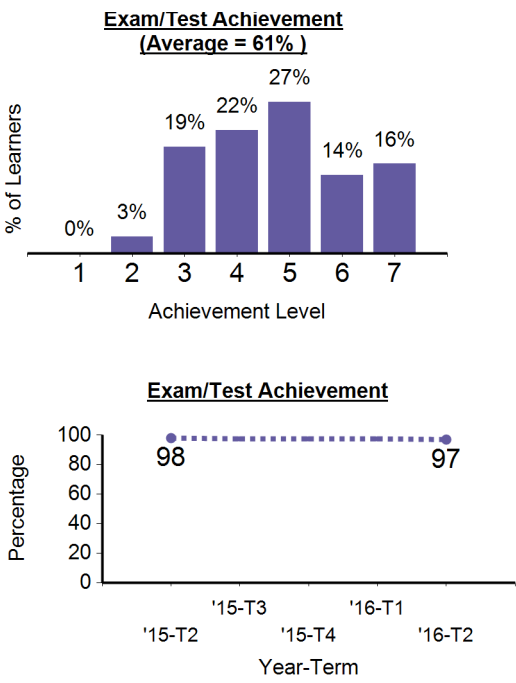
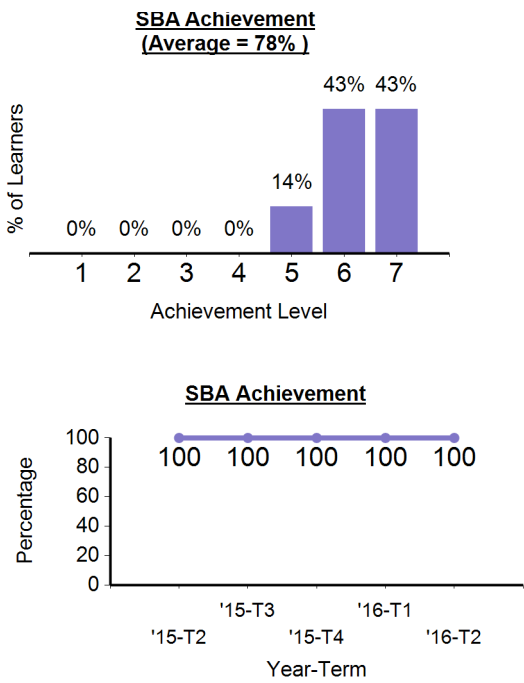
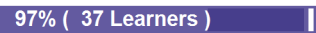
Life Skills

SBA



0%

Exam/Test



Mathematics

SBA



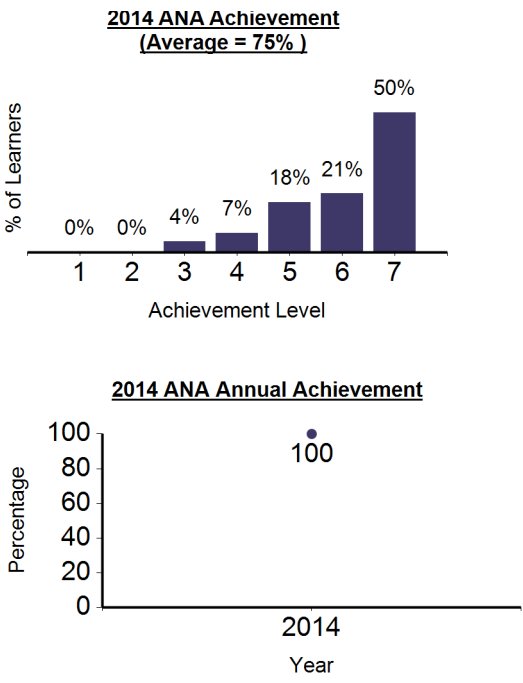
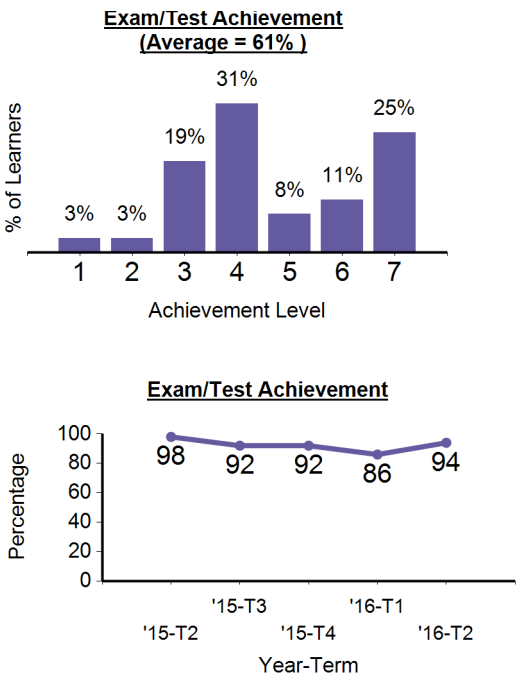
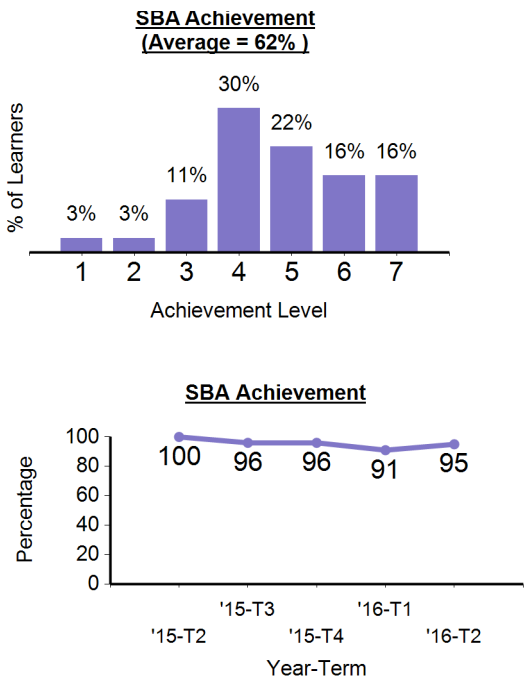
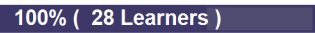
+4%

Exam/Test



+8%

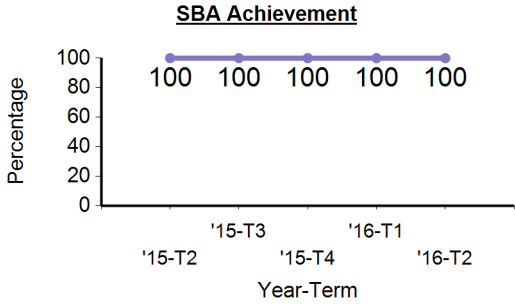
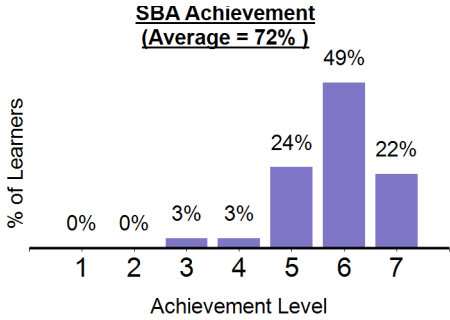
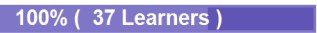
2014 ANA



Natural Sciences and Technology



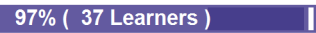
SBA

0%



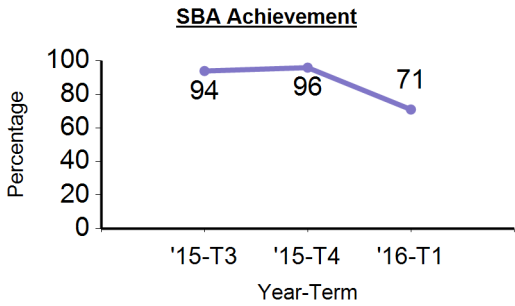
Exam/Test

+8%

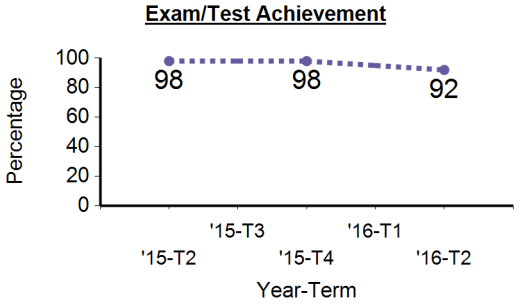



Social Sciences

SBA



Exam/Test



Additional Data

 97%

+3%

2015 PROMOTION

 1

LEARNERS HELD BACK

 9 of 37

LEARNERS OVER AGE

2015

97% (33 Learners)

+3%

Value 97% Target 65%

2014

94% (36 Learners)

-3%

Value 94% Target 65%

2013

97% (29 Learners)

-

Value 97% Target 65%

2012

N/A (0 Learners)

-

Value N/A Target 65%

2011

N/A (0 Learners)

-

Value N/A Target 65%

