

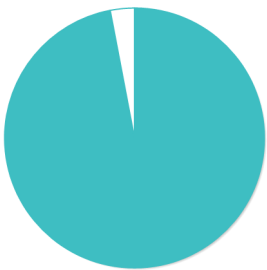


Grade Summary




93%
Learner
Attendance

93% Achieved
95% Target
100% Confidence
32 Learners



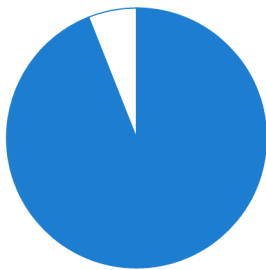
97%
Educator
Attendance

97% Achieved
95% Target
83% Confidence
9 Educators



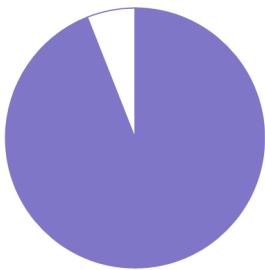
100%
Task
Coverage

100% Achieved
90% Target
34 Learners




94%
2015
Promotion of
learners

94% Achieved
65% Target
32 Learners



94%
SBA Pass
Rate

94% Achieved
65% Target
71% Average
32 Learners




100%
2014 ANA
Pass Rate

<u>LIT</u>	<u>NUM</u>
100%	100% Achieved
65%	65% Target
73%	70% Average
25	25 Learners


Attendance

Additional Data


93%

+3%

LEARNER ATTENDANCE


8

LEARNERS ABSENT 5 + DAYS

97%

-3%

EDUCATOR ATTENDANCE

0

EDUCATORS ABSENT 5 + DAYS

Term 1

Learner

90% (34 Learners)

-4%

Value 90% Target 95% Confidence 90%

Learner Attendance

Percentage

100

80

60

40

20

0

92

97

95

94

90

'15-T1

'15-T2

'15-T3

'15-T4

'16-T1

Year-Term

Educator

100% (9 Educators)

+2%

Value 100% Target 95% Confidence 100%

Educator Attendance

Percentage

100

80

60

40

20

0

96

99

97

98

100

'15-T1

'15-T2

'15-T3

'15-T4

'16-T1

Year-Term

Term 2

Learner

93% (32 Learners)

+3%

Value 93% Target 95% Confidence 100%

Learner Attendance

Percentage

100

80

60

40

20

0

97

95

94

90

93

'15-T2

'15-T3

'15-T4

'16-T1

'16-T2

Year-Term

Educator

97% (9 Educators)

-3%

Value 97% Target 95% Confidence 83%

Educator Attendance

Percentage

100

80

60

40

20

0

99

97

98

100

97

'15-T2

'15-T3

'15-T4

'16-T1

'16-T2


Year-Term

JACOBSDAL P/S 2016 Term 2

Page 2 of 7

 Task Coverage

Additional Data

 100%

TASK COVERAGE

 0

WEEK(S) BEHIND

Top Coverage

 SUBJECT	
Social Sciences	100%
Natural Sciences and Technology	100%

Bottom Coverage

 SUBJECT	
Afrikaans Home Language	100%
English First Additional Language	100%

By Subject

Afrikaans Home Language

100% (34 Learners, 3 Educators)

Value 100% Target 90%

English First Additional Language

100% (34 Learners, 1 Educators)

Value 100% Target 90%

Life Skills

100% (34 Learners, 4 Educators)

Value 100% Target 90%

Mathematics

100% (34 Learners, 4 Educators)

Value 100% Target 90%

Natural Sciences and Technology

100% (32 Learners, 0 Educators)

Value 100% Target 90%

Social Sciences


100% (32 Learners, 1 Educators)

Value 100% Target 90%




 Achievement


Additional Data

 **94%** +8%


SBA PASS RATE

 **10**


ASSESSMENTS BELOW GOAL

 **94%** -2%


EXAM/TEST PASS RATE

 **12**


ASSESSMENTS BELOW GOAL

 **100%** -


2014 ANA LIT PASS RATE

 **0**

ASSESSMENTS BELOW GOAL

 **100%** -

2014 ANA NUM PASS RATE

 **0**

ASSESSMENTS BELOW GOAL

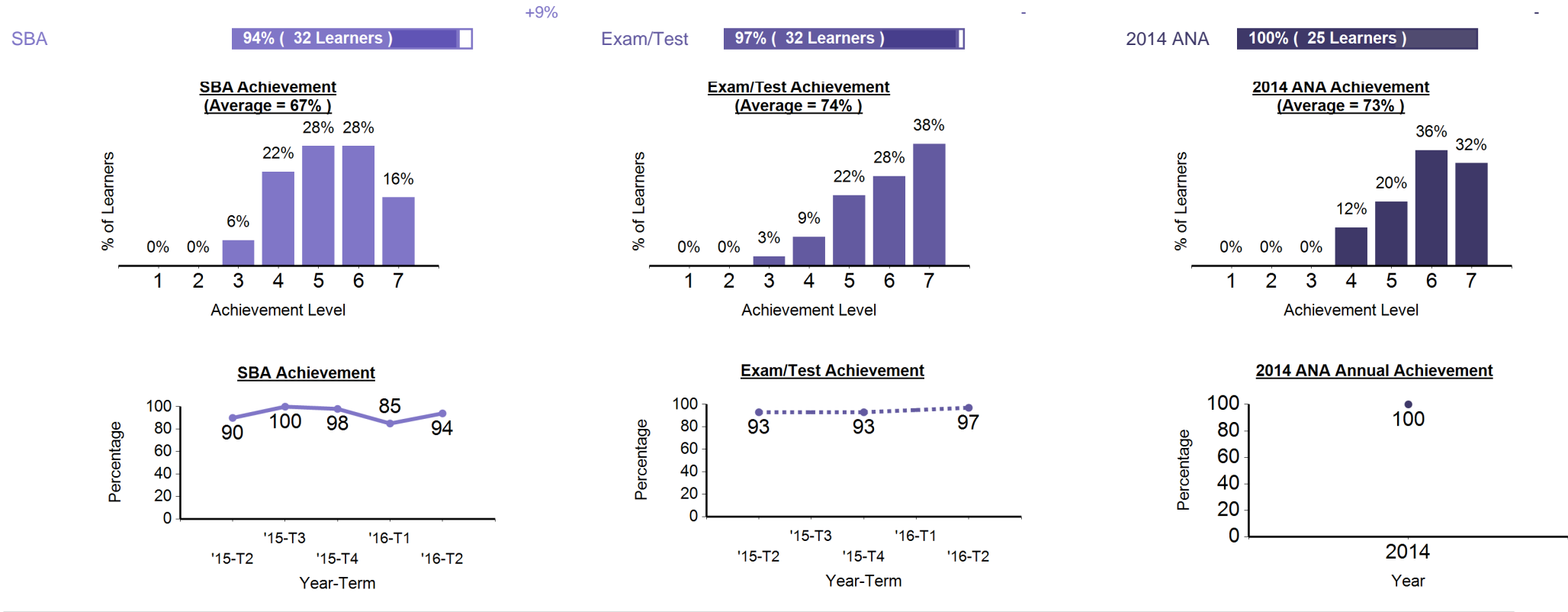
Top Achievement

Bottom Achievement

 SUBJECT		 SUBJECT	
Natural Sciences and Technology	100%	English First Additional Language	84%

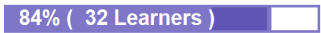
By Subject

Afrikaans Home Language

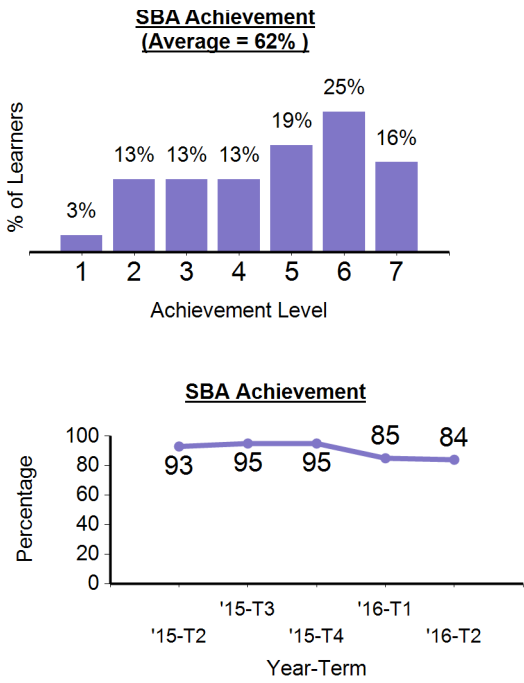


English First Additional Language

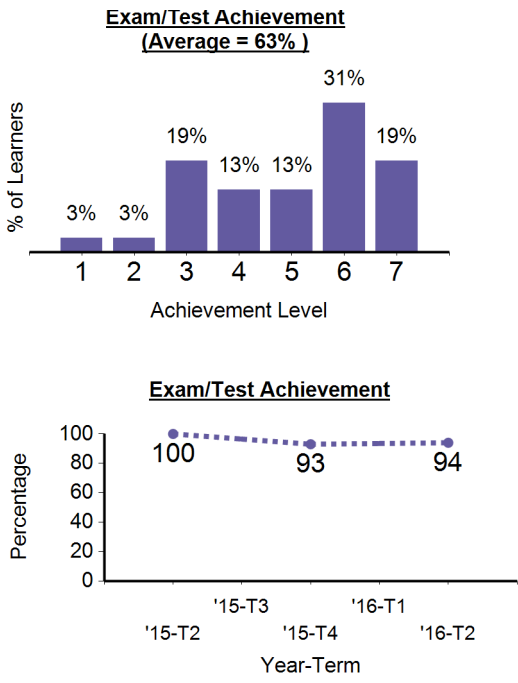
SBA



-1%



Exam/Test

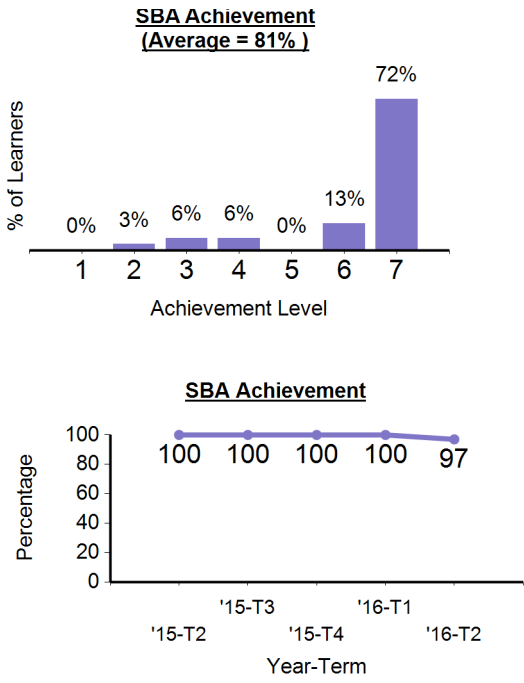


Life Skills

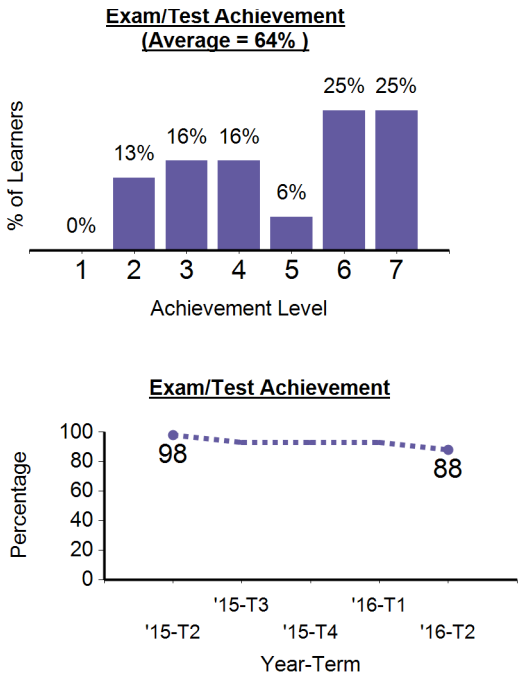
SBA



-3%



Exam/Test

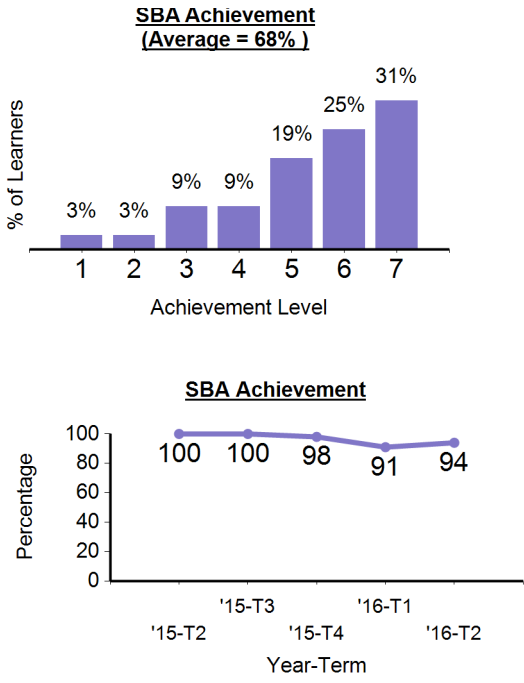


Mathematics

SBA



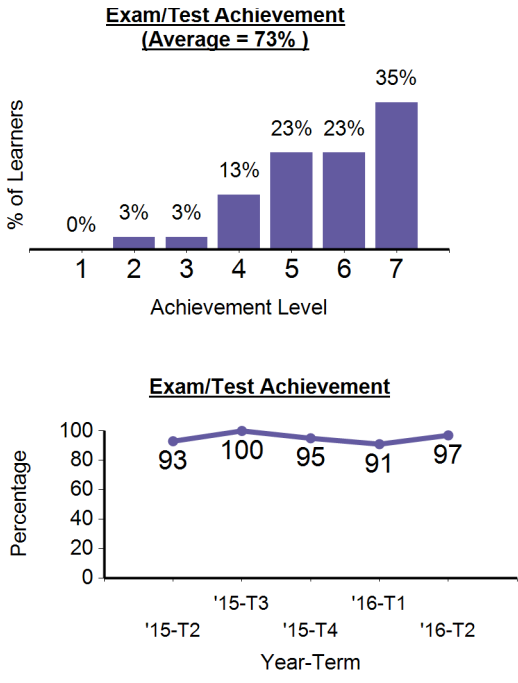
+3%




Exam/Test



+6%



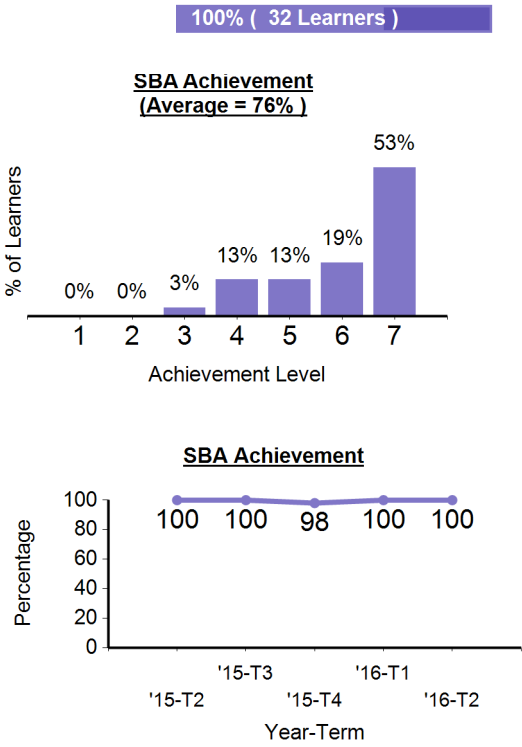
2014 ANA



Natural Sciences and Technology

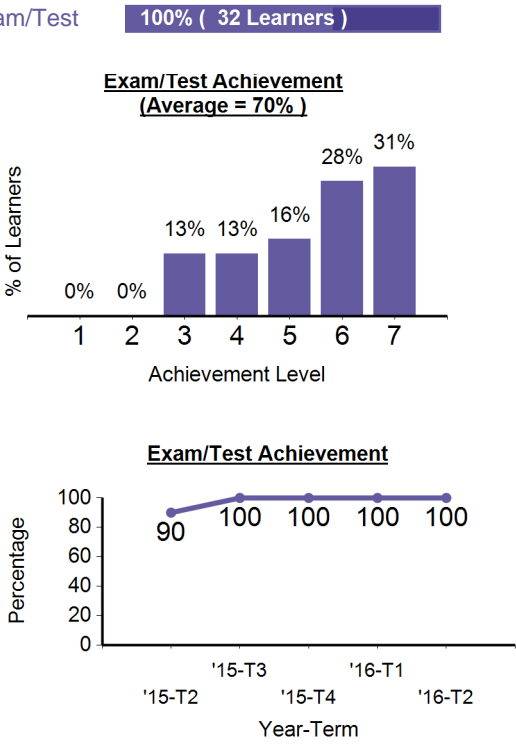
SBA

0%



Exam/Test

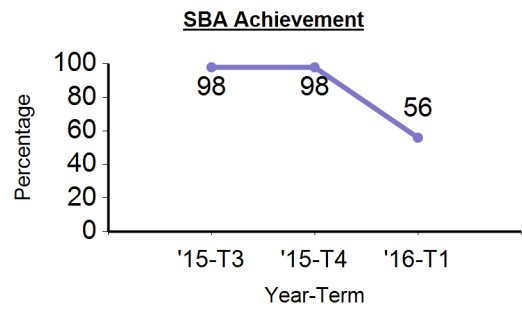
0%



Social Sciences

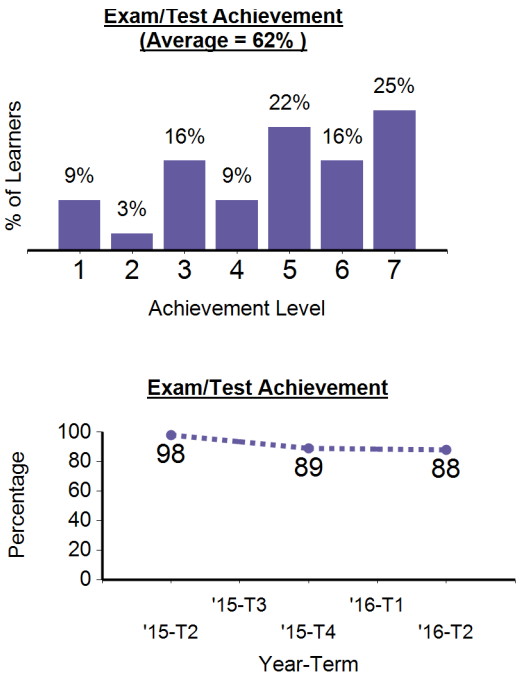
SBA

N/A (0 Learners)



Exam/Test

88% (32 Learners)



Additional Data

 94%

-2%

 2

LEARNERS HELD BACK

 11 of 32

LEARNERS OVER AGE

2015

94% (32 Learners)

-2%

Value 94% Target 65%

2014

96% (28 Learners)

+2%

Value 96% Target 65%

2013

94% (35 Learners)

-

Value 94% Target 65%

2012

N/A (0 Learners)

-

Value N/A Target 65%

2011

N/A (0 Learners)

-

Value N/A Target 65%