




Grade Summary




100%
Learner
Attendance

100% Achieved
95% Target
92% Confidence
24 Learners




93%
Educator
Attendance

93% Achieved
95% Target
100% Confidence
5 Educators



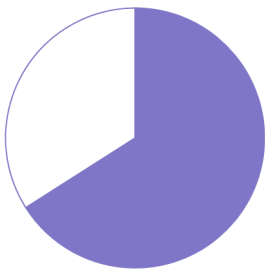
100%
Task
Coverage

100% Achieved
90% Target
24 Learners




0%
2015
Promotion of
learners

0% Achieved
65% Target
26 Learners



66%
SBA Pass
Rate

66% Achieved
65% Target
48% Average
24 Learners

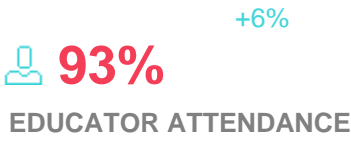


N/A
2015 ANA
Pass Rate

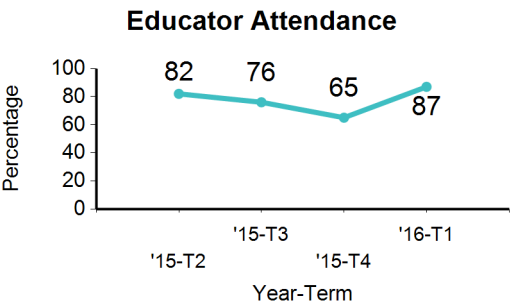
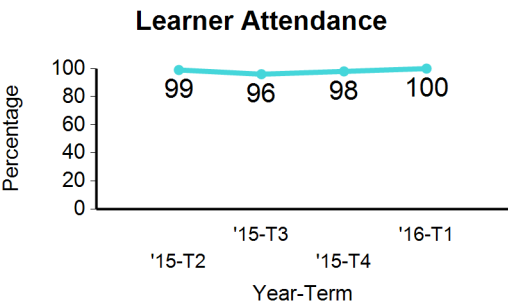
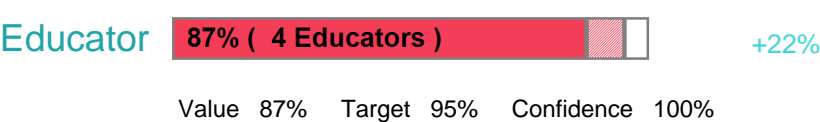
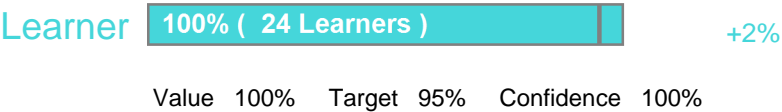
LIT	NUM
N/A	N/A
65%	65%
N/A	N/A
0	0
	Achieved
	Target
	Average
	Learners

Attendance

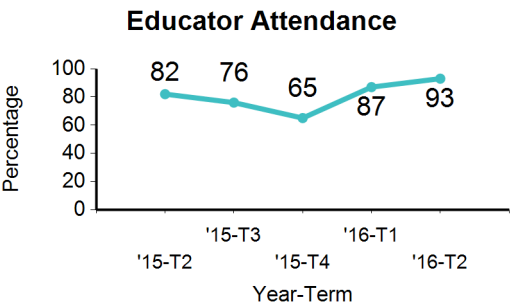
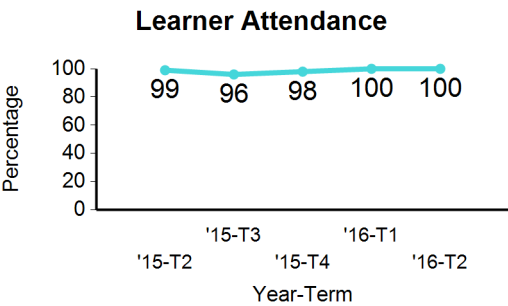
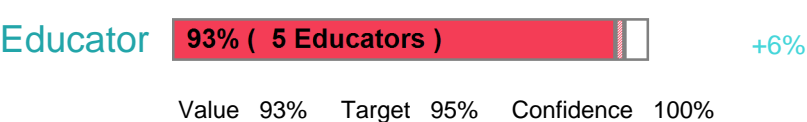
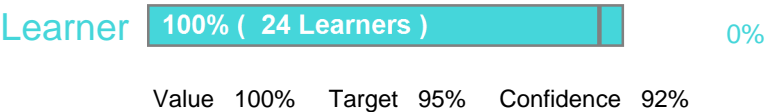
Additional Data



Term 1




Term 2



 Task Coverage

Additional Data

 100%

TASK COVERAGE

 0

WEEK(S) BEHIND

Top Coverage

 SUBJECT	
Social Sciences	100%
Natural Sciences and Technology	100%

Bottom Coverage

 SUBJECT	
Afrikaans Home Language	100%
English First Additional Language	100%

By Subject

Afrikaans Home Language

100% (24 Learners, 2 Educators)

Value 100% Target 90%

English First Additional Language

100% (24 Learners, 1 Educators)

Value 100% Target 90%

Life Skills

100% (24 Learners, 2 Educators)

Value 100% Target 90%

Mathematics

100% (24 Learners, 1 Educators)

Value 100% Target 90%

Natural Sciences and Technology

100% (24 Learners, 0 Educators)

Value 100% Target 90%

Social Sciences









100% (24 Learners, 0 Educators)

Value 100% Target 90%




 Achievement

Additional Data

<div> 66% -12%</div> <div>SBA PASS RATE</div>	<div> 40</div> <div>ASSESSMENTS BELOW GOAL</div>
<div> 65% -20%</div> <div>EXAM/TEST PASS RATE</div>	<div> 50</div> <div>ASSESSMENTS BELOW GOAL</div>
<div> N/A</div> <div>2015 ANA LIT PASS RATE</div>	<div> 0</div> <div>ASSESSMENTS BELOW GOAL</div>
<div> N/A</div> <div>2015 ANA NUM PASS RATE</div>	<div> 0</div> <div>ASSESSMENTS BELOW GOAL</div>

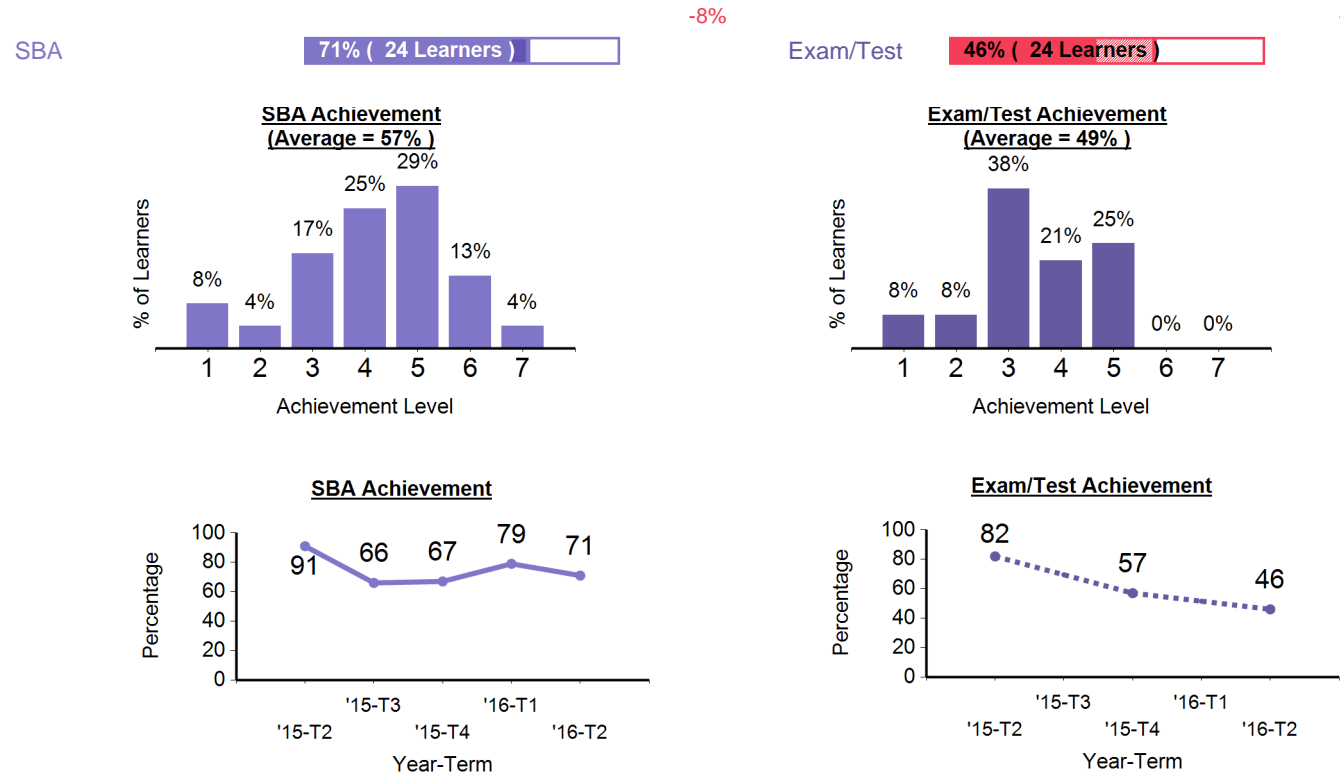
Top Achievement

Bottom Achievement

<div> SUBJECT</div> <div>Life Skills</div>	96%	<div> SUBJECT</div> <div>English First Additional Language</div>	35%
----------------------------------------------------------------------------------------------------------------------------	-----	-----------------------------------------------------------------------------------------------------------------------------------------------------	-----

By Subject

Afrikaans Home Language



English First Additional Language

SBA


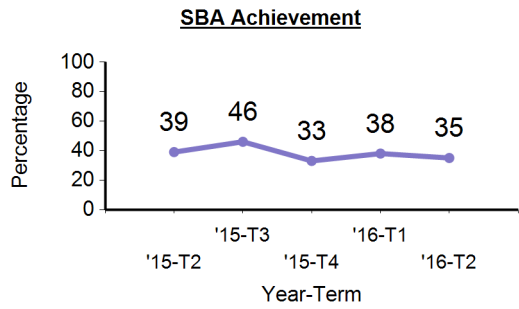

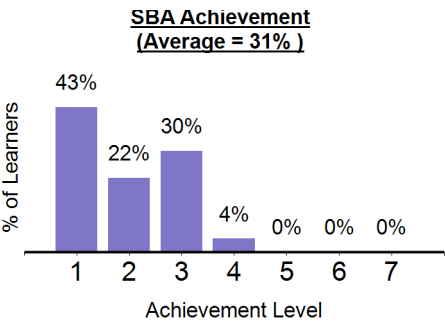
35% (23 Learners)

-3%

Exam/Test

42% (24 Learners)

-



Life Skills

SBA

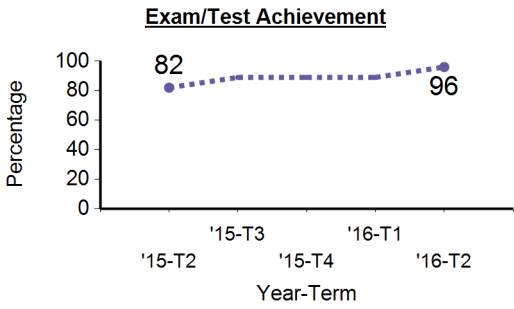


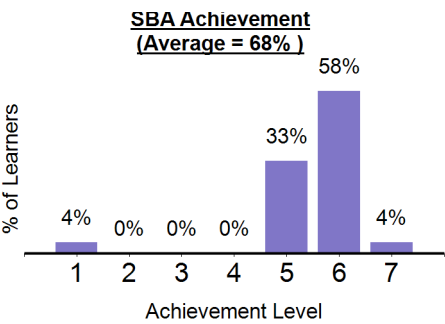
96% (24 Learners)

-4%

Exam/Test

96% (23 Learners)

-



Mathematics

SBA

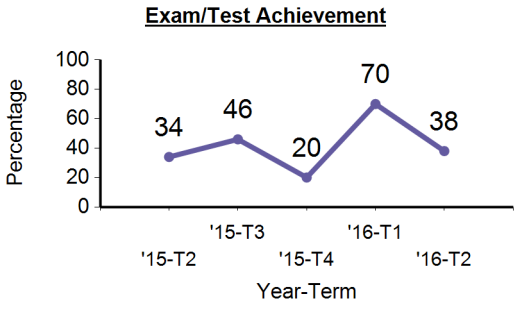
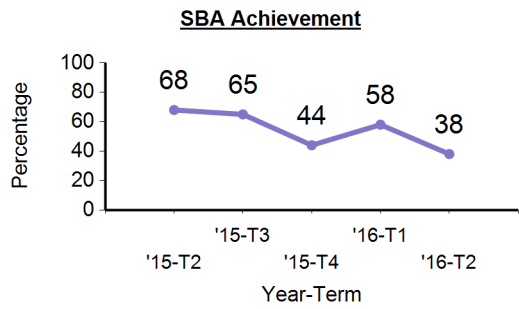

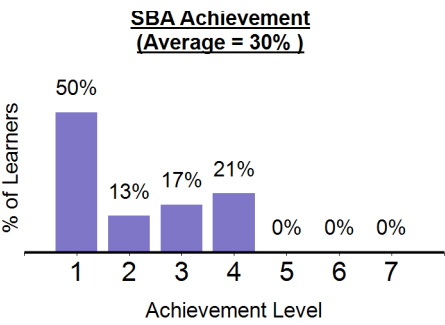
38% (24 Learners)

-20%

Exam/Test

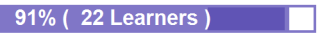
38% (24 Learners)

-32%

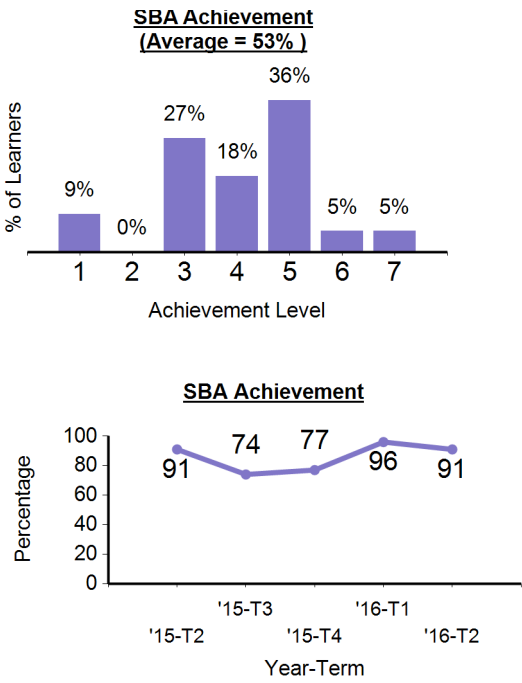


Natural Sciences and Technology

SBA



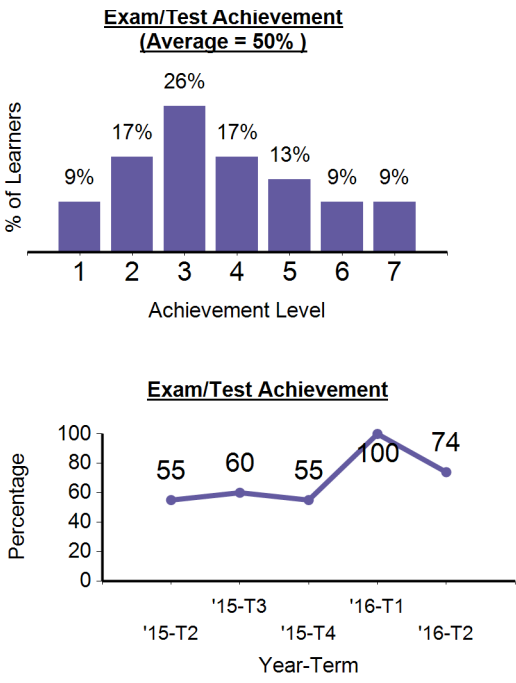
-5%



Exam/Test



-26%

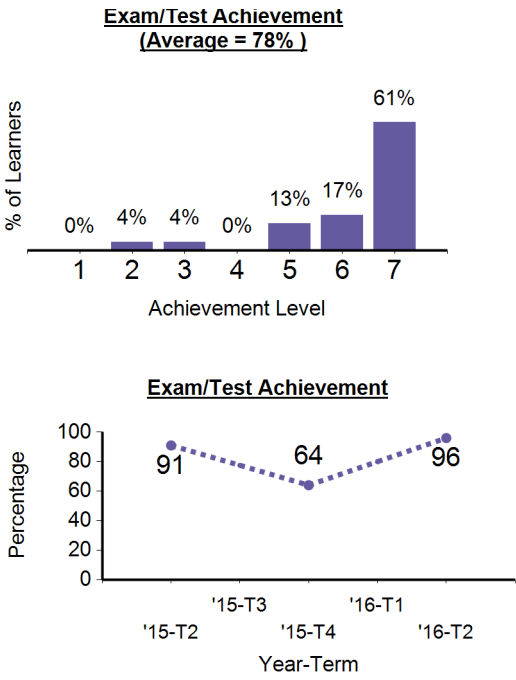
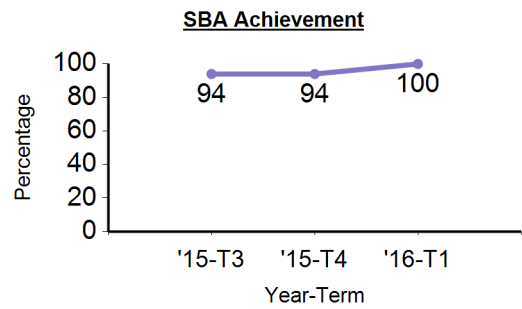


Social Sciences

SBA



Exam/Test



Additional Data



2015



Value 0% Target 65%

2014



Value 100% Target 65%

2013



Value 95% Target 65%

2012



Value N/A Target 65%

2011



Value N/A Target 65%