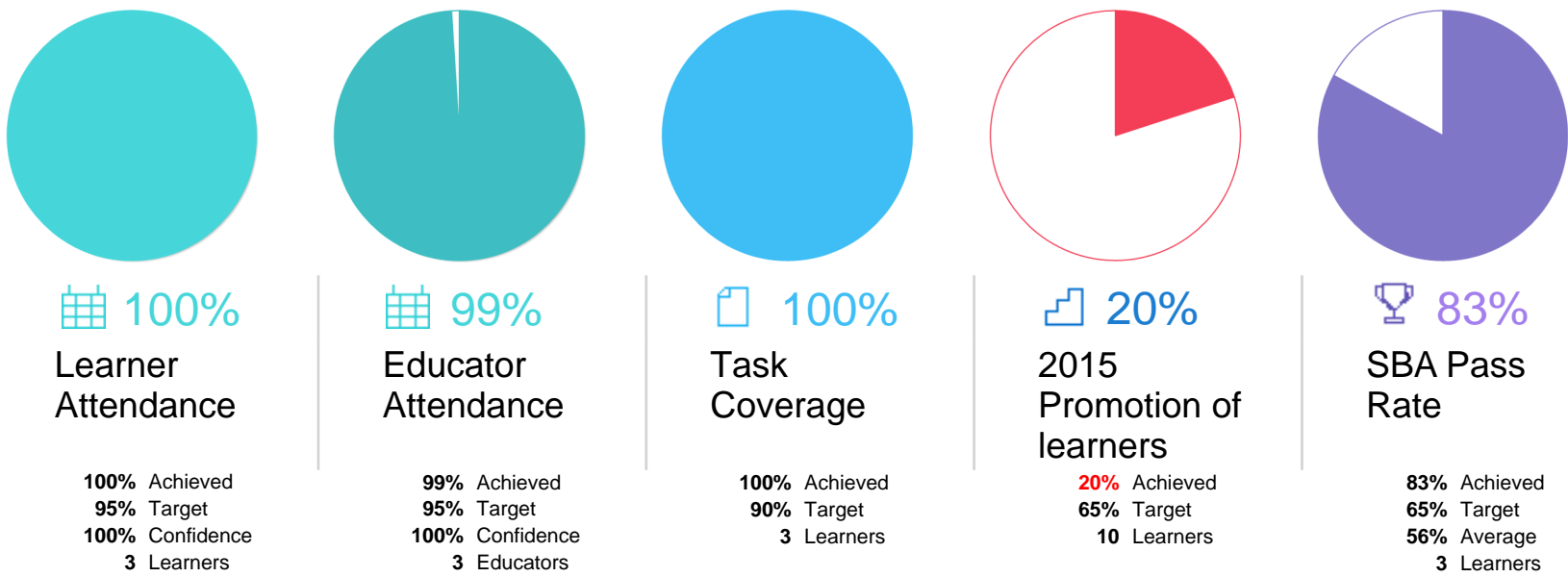




Grade 7

Displaying Term 2, 2016

Grade Summary



Attendance

Additional Data



+10%

100%

LEARNER ATTENDANCE



0

LEARNERS ABSENT 5 + DAYS



+5%

99%

EDUCATOR ATTENDANCE



0

EDUCATORS ABSENT 5 + DAYS

Term 1

Learner

90% (5 Learners)

-5%

Value

90%

Target

95%

Confidence

100%

Educator

94% (3 Educators)

-6%

Value

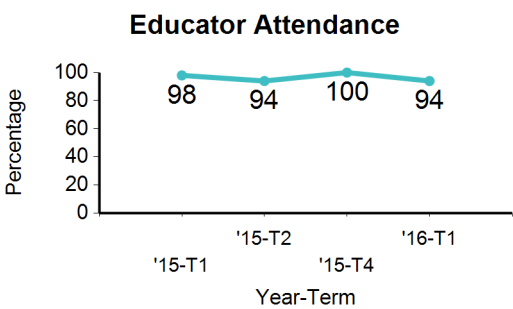
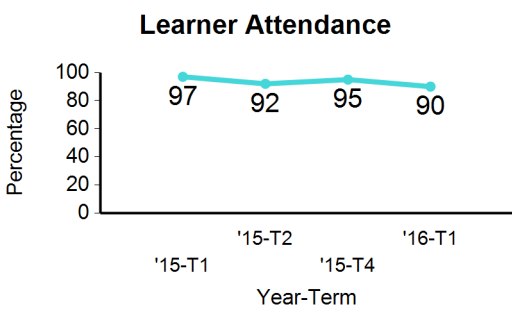
94%

Target

95%

Confidence

100%



Term 2

Learner

100% (3 Learners)

+10%

Value

100%

Target

95%

Confidence

100%

Educator

99% (3 Educators)

+5%

Value

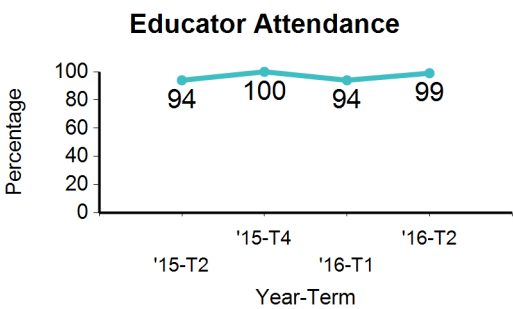
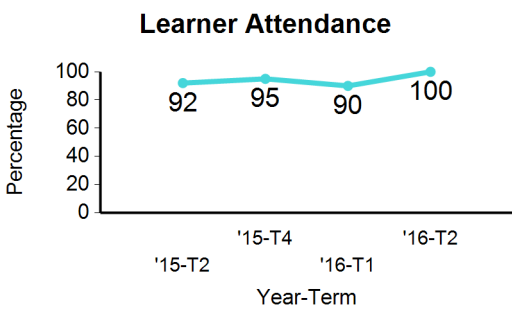
99%

Target

95%

Confidence

100%



Task Coverage

Additional Data



100%


TASK COVERAGE



0

WEEK(S) BEHIND

Top Coverage

 SUBJECT	
Technology	100%
Social Sciences	100%

Bottom Coverage

 SUBJECT	
Creative Arts	100%
Economic and Management Sciences	100%

By Subject



Creative Arts

100% (3 Learners, 1 Educators)

Value 100% Target 90%

Economic and Management Sciences

100% (3 Learners, 1 Educators)

Value 100% Target 90%

English First Additional Language

100% (3 Learners, 1 Educators)

Value 100% Target 90%

Life Orientation

100% (3 Learners, 1 Educators)

Value 100% Target 90%

Mathematics

100% (3 Learners, 1 Educators)

Value 100% Target 90%

Natural Sciences

100% (3 Learners, 1 Educators)

Value 100% Target 90%

Sesotho Home Language

100% (3 Learners, 1 Educators)

Value 100% Target 90%

Social Sciences

100% (3 Learners, 1 Educators)

Value 100% Target 90%

Technology


100% (3 Learners, 1 Educators)

Value 100% Target 90%




 Achievement

Additional Data


 **83%**

+34%

SBA PASS RATE


 **4**

ASSESSMENTS BELOW GOAL

 **59%**

+19%

EXAM/TEST PASS RATE

 **11**

ASSESSMENTS BELOW GOAL

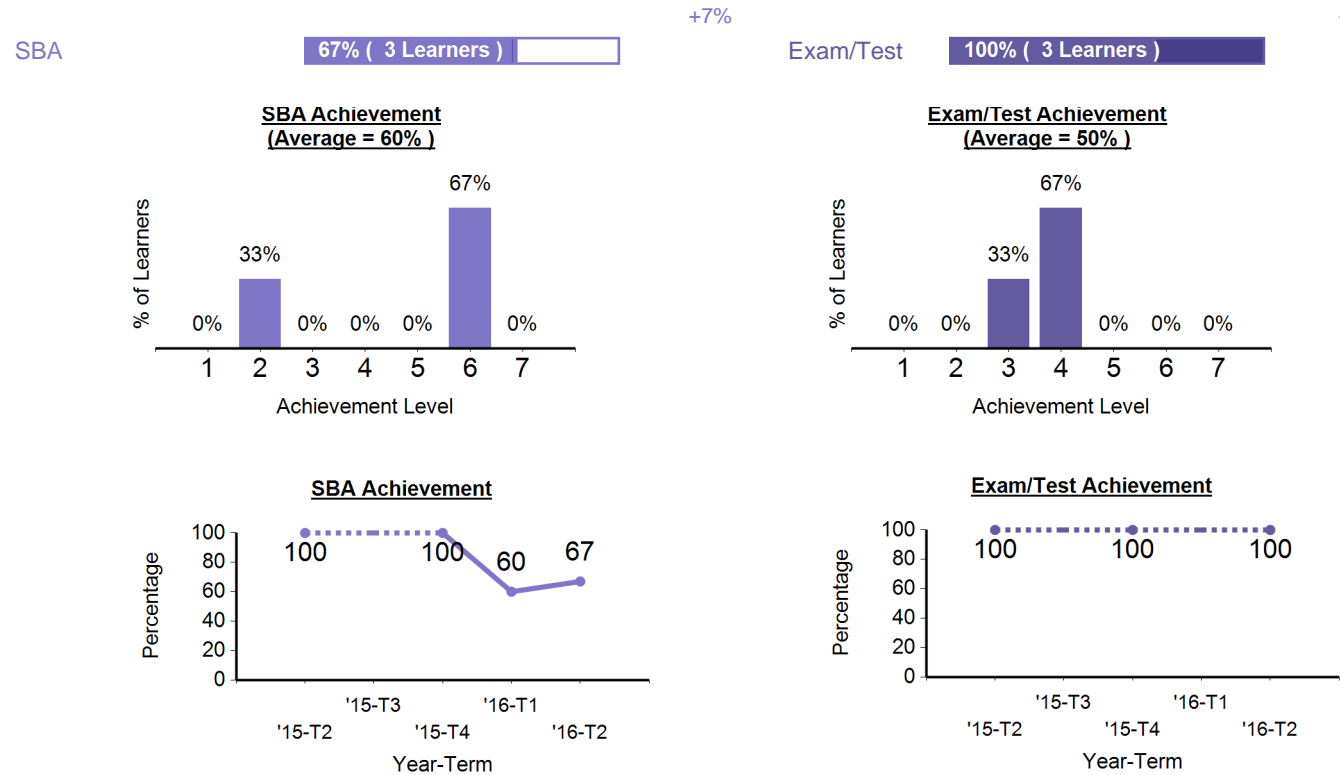
Top Achievement

Bottom Achievement

 SUBJECT		 SUBJECT	
Sesotho Home Language	100%	Technology	33%
Natural Sciences	100%	Creative Arts	67%

By Subject

Creative Arts



SBA

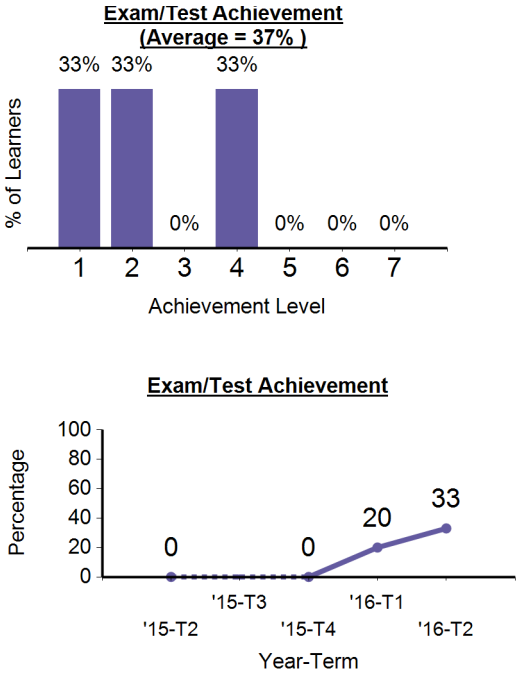
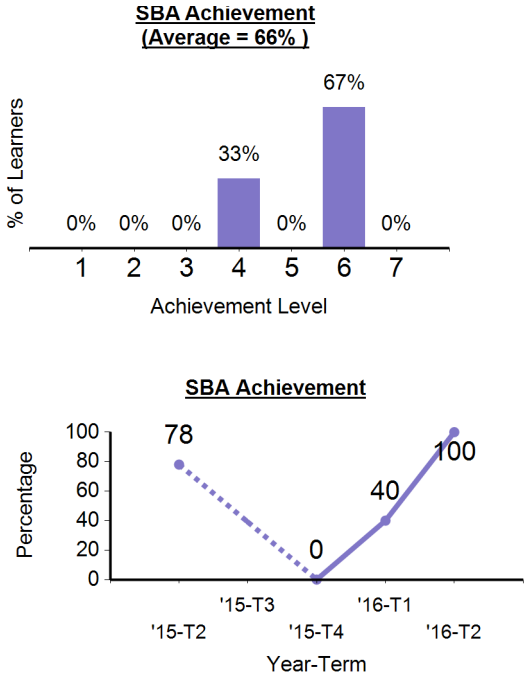
100% (3 Learners)

+60%

Exam/Test

33% (3 Learners)

+13%



English First Additional Language

SBA

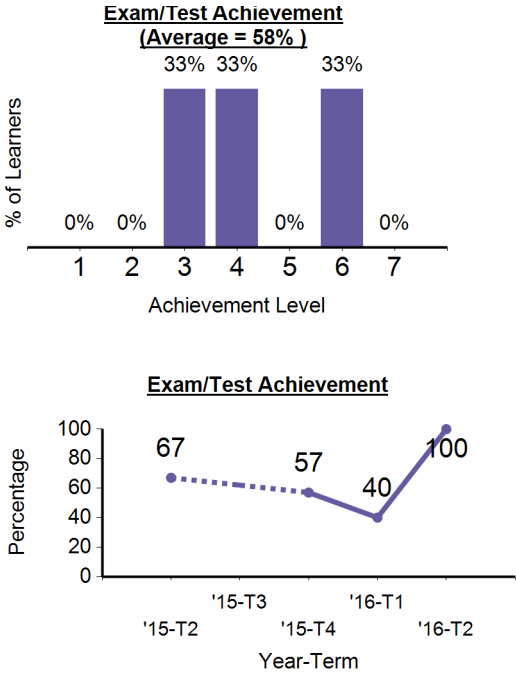
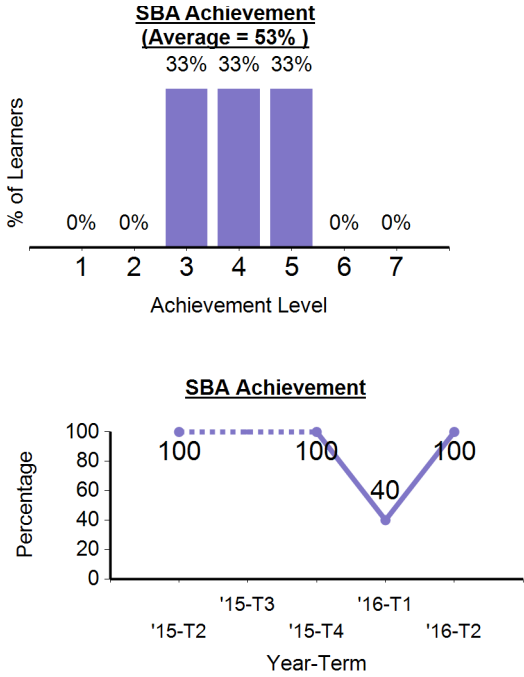
100% (3 Learners)

+60%

Exam/Test

100% (3 Learners)

+60%



Life Orientation

SBA

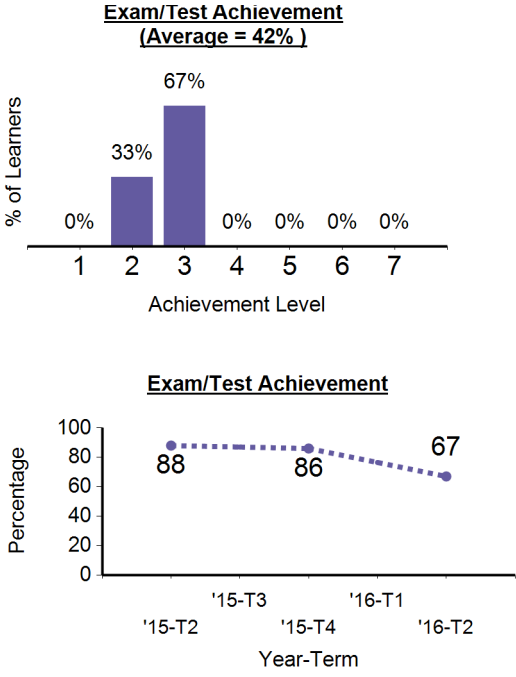
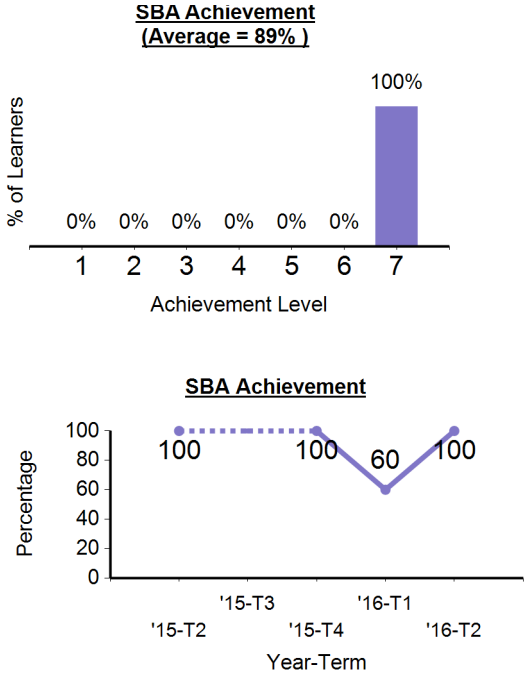
100% (3 Learners)

+40%

Exam/Test

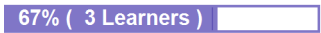
67% (3 Learners)

-

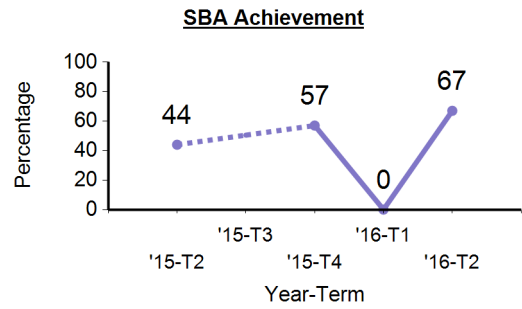
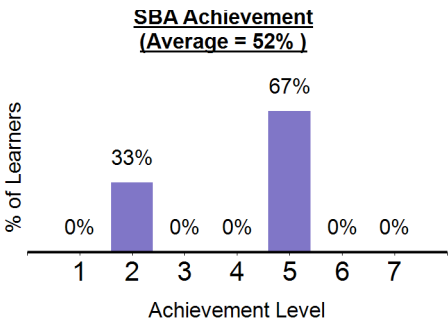


Mathematics

SBA




+67%



Exam/Test



0%

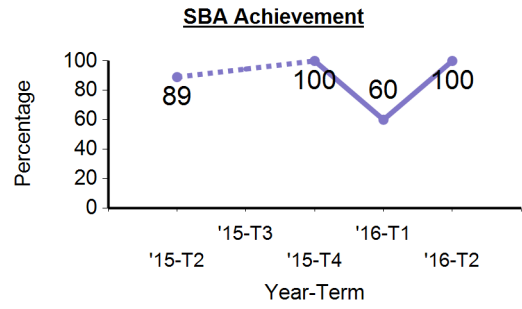
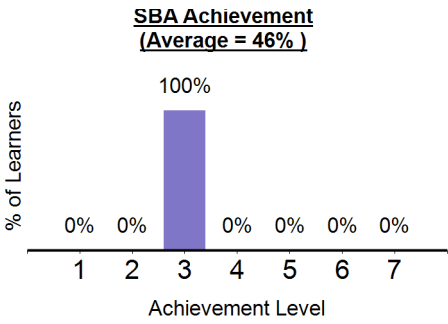


Natural Sciences

SBA



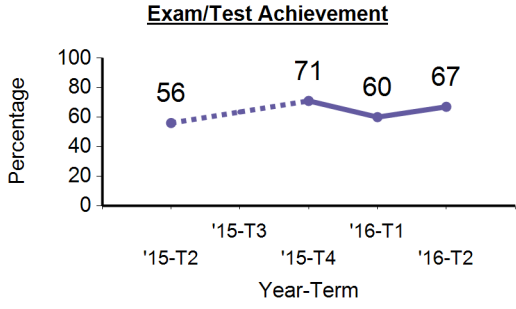

+40%



Exam/Test



+7%

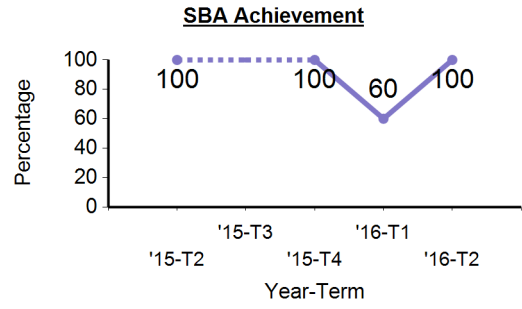
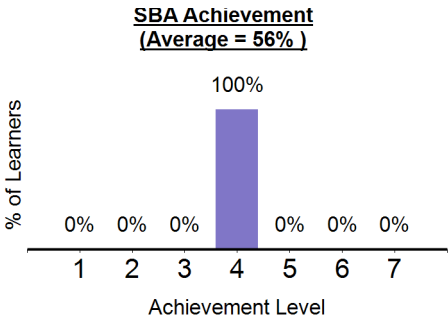


Sesotho Home Language

SBA



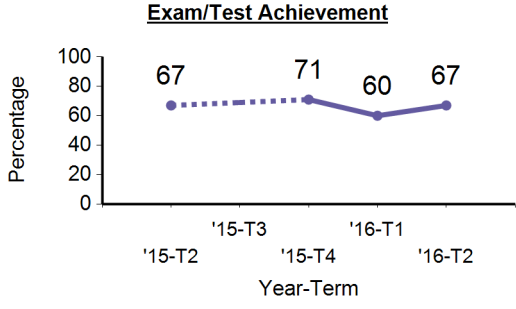

+40%



Exam/Test

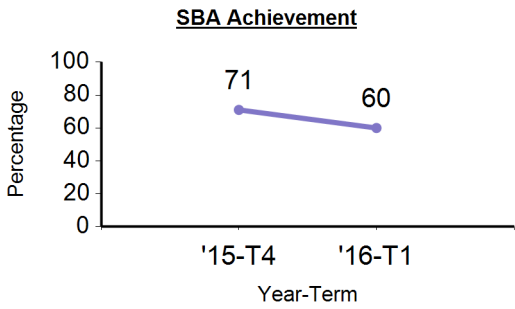


+7%



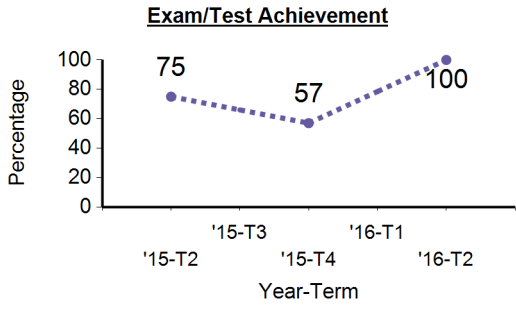

SBA

N/A (0 Learners)



Exam/Test

100% (3 Learners)

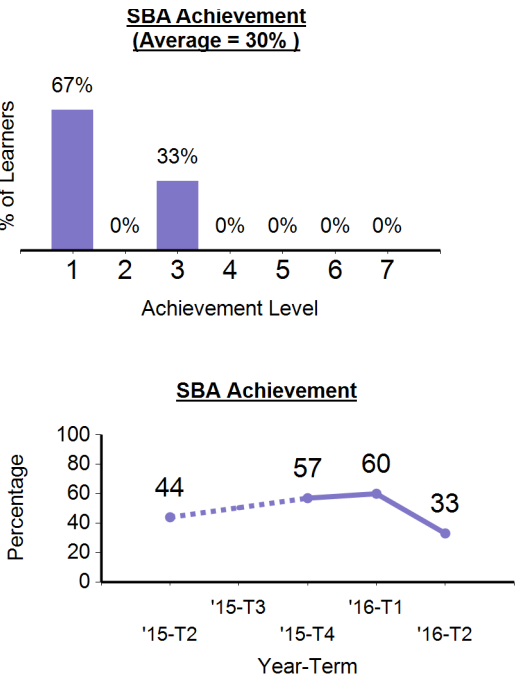


Technology

SBA

33% (3 Learners)

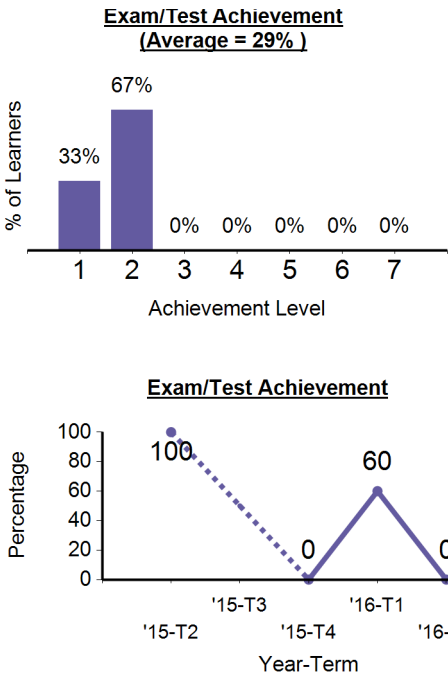
-27%



Exam/Test

0% (3 Learners)

-60%



Additional Data

 **20%**

-70%


 **8**

LEARNERS HELD BACK


 **1 of 3**

LEARNERS OVER AGE


2015




2014



2013



2012



2011

