

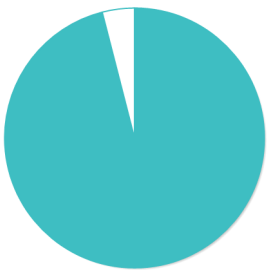


Grade Summary




80%
Learner
Attendance

80% Achieved
95% Target
100% Confidence
30 Learners



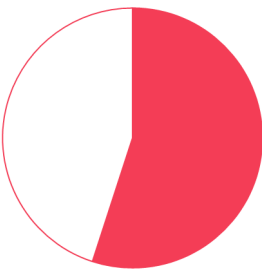
96%
Educator
Attendance

96% Achieved
95% Target
92% Confidence
4 Educators



100%
Task
Coverage

100% Achieved
90% Target
34 Learners



55%
2015
Promotion of
learners

55% Achieved
65% Target
29 Learners




48%
SBA Pass
Rate

48% Achieved
65% Target
42% Average
30 Learners


Attendance

Additional Data


80%

-12%

LEARNER ATTENDANCE


27

LEARNERS ABSENT 5 + DAYS

96%

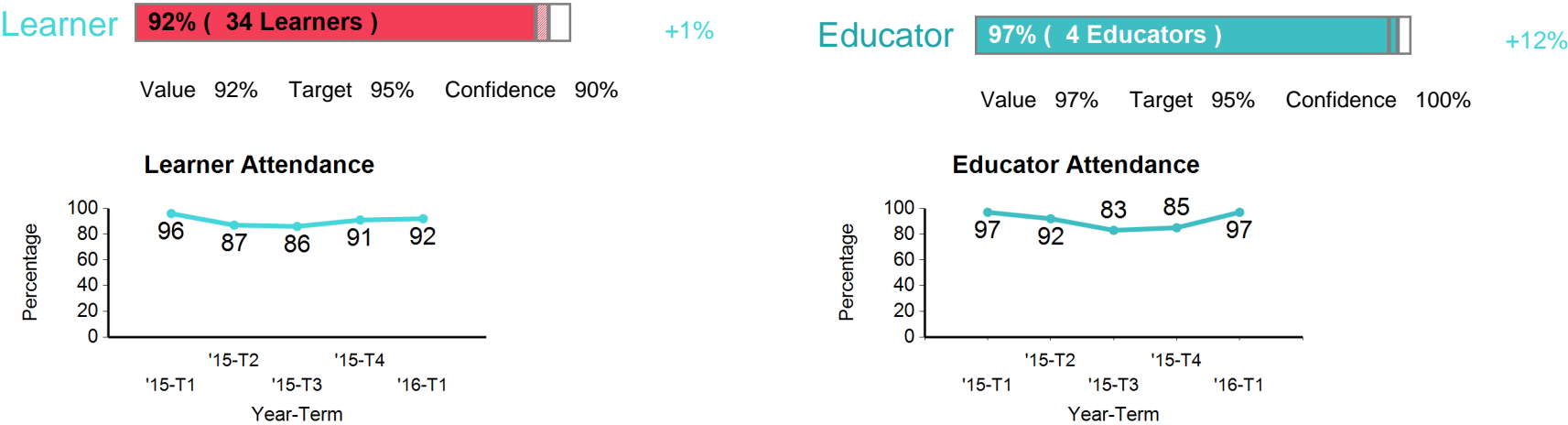
-1%

EDUCATOR ATTENDANCE

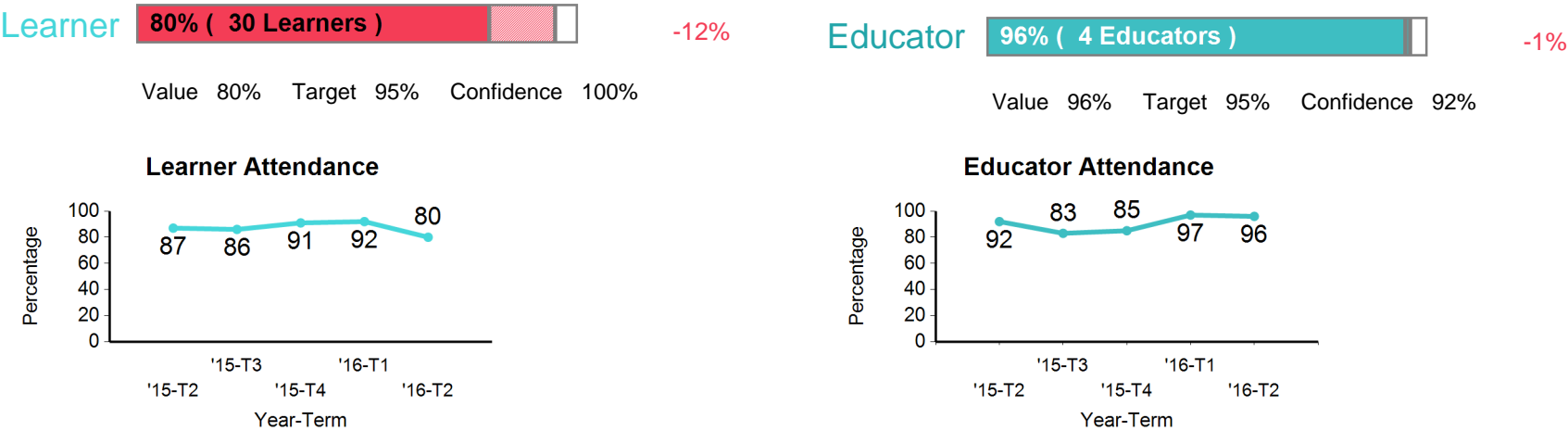
0

EDUCATORS ABSENT 5 + DAYS

Term 1



Term 2



Task Coverage

Additional Data

100%

TASK COVERAGE

0

WEEK(S) BEHIND

Top Coverage

|  SUBJECT | |
|---|------|
| Technology | 100% |
| Social Sciences | 100% |

Bottom Coverage

|  SUBJECT | |
|--|------|
| Afrikaans Home Language | 100% |
| Creative Arts | 100% |

By Subject



Afrikaans Home Language

100% (34 Learners, 1 Educators)

Value 100% Target 90%

Creative Arts

100% (34 Learners, 1 Educators)

Value 100% Target 90%

Economic and Management Sciences

100% (34 Learners, 1 Educators)

Value 100% Target 90%

English First Additional Language

100% (34 Learners, 1 Educators)

Value 100% Target 90%

Life Orientation

100% (34 Learners, 0 Educators)

Value 100% Target 90%

Mathematics

100% (34 Learners, 1 Educators)

Value 100% Target 90%

Natural Sciences

100% (34 Learners, 1 Educators)

Value 100% Target 90%

Social Sciences

100% (34 Learners, 0 Educators)

Value 100% Target 90%

Technology


100% (34 Learners, 1 Educators)

Value 100% Target 90%




 Achievement

Additional Data


 **48%**

-22%

SBA PASS RATE


 **109**

ASSESSMENTS BELOW GOAL

 **33%**

-6%

EXAM/TEST PASS RATE

 **170**

ASSESSMENTS BELOW GOAL

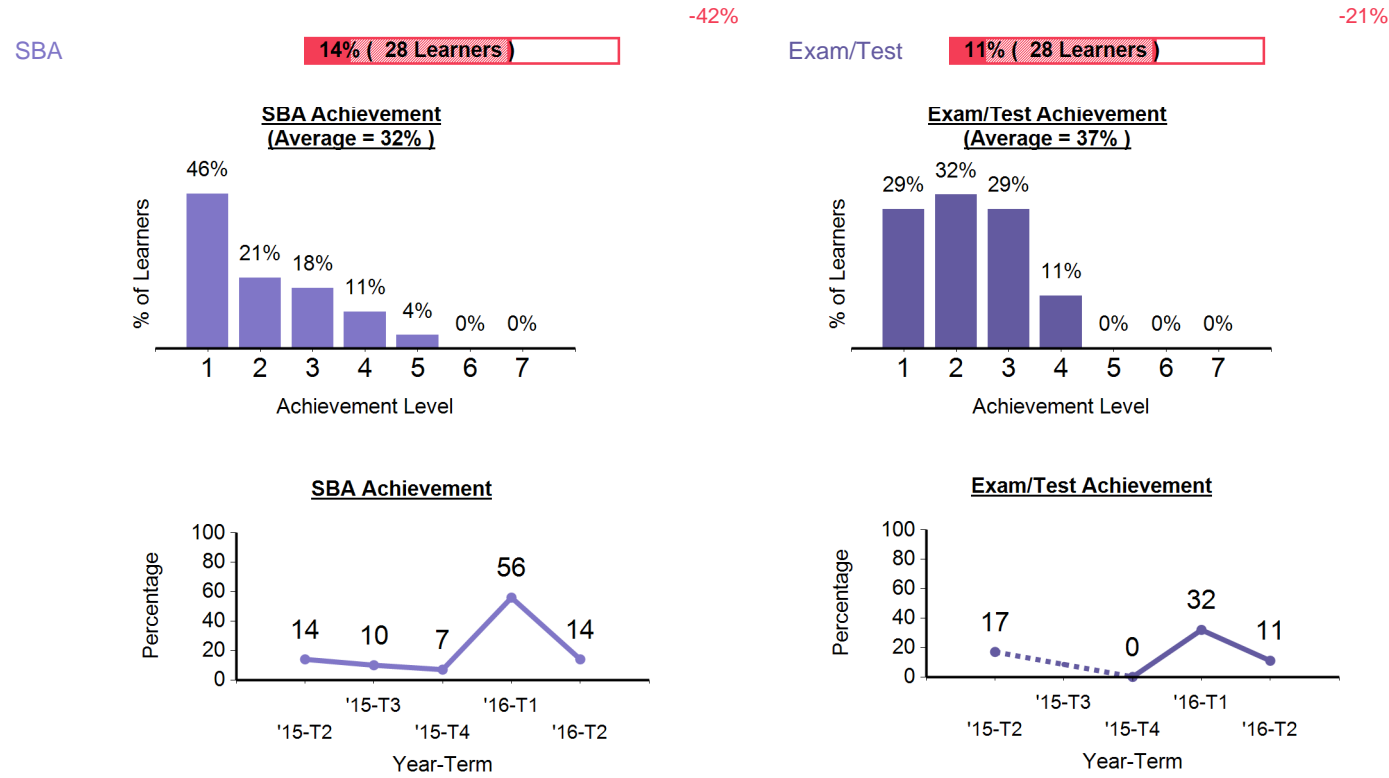
Top Achievement

Bottom Achievement

|  SUBJECT | |  SUBJECT | |
|---|-----|--|-----|
| Natural Sciences | 93% | Mathematics | 0% |
| Creative Arts | 82% | English First Additional Language | 10% |

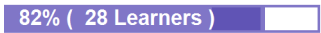
By Subject

Afrikaans Home Language

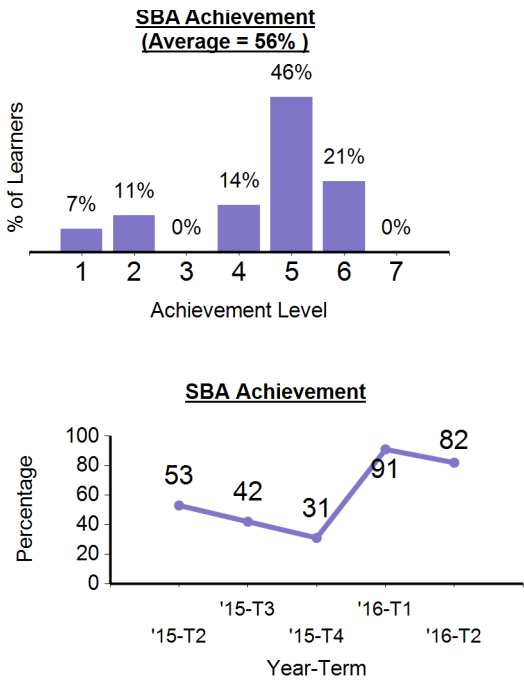


Creative Arts

SBA



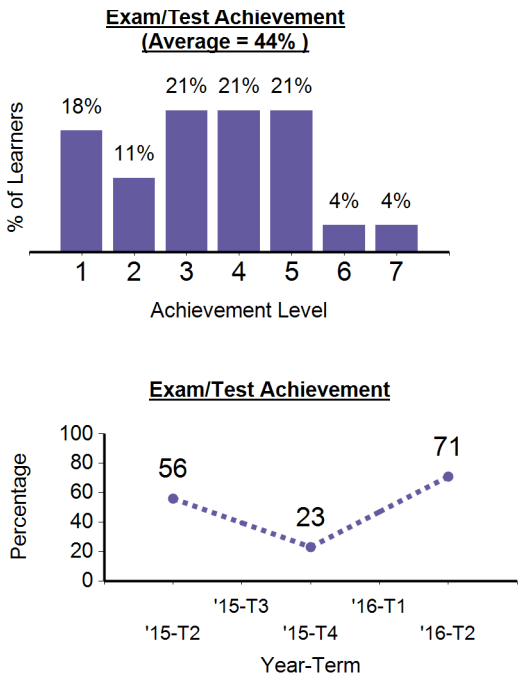
-9%



Exam/Test



-

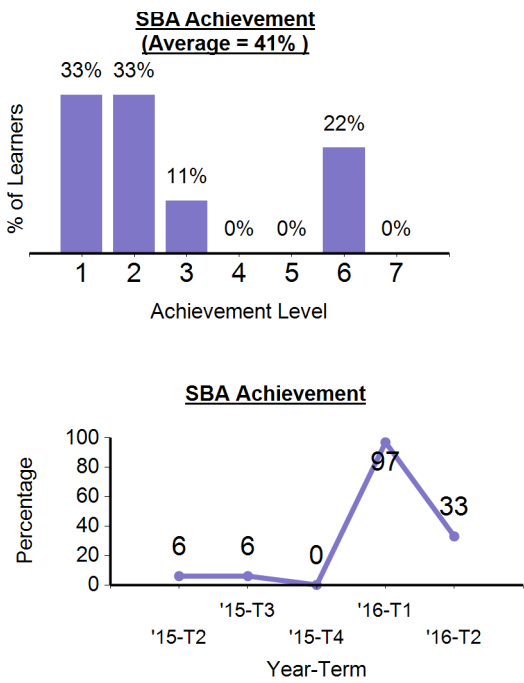


Economic and Management Sciences

SBA



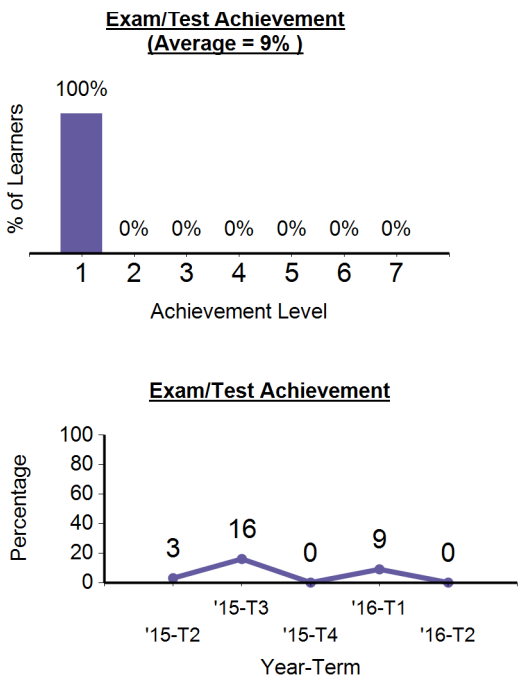
-64%



Exam/Test



-9%

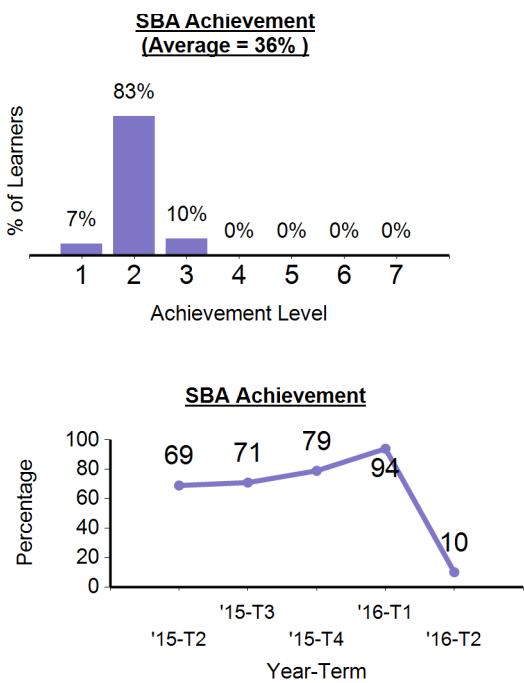


English First Additional Language

SBA



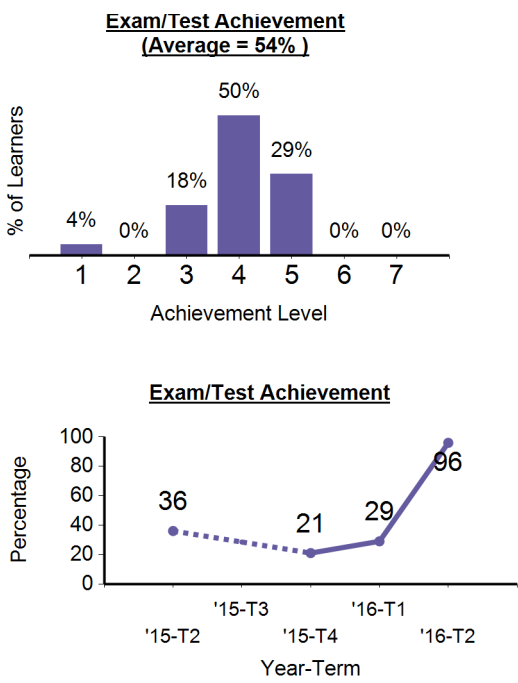
-84%



Exam/Test



+67%



Life Orientation

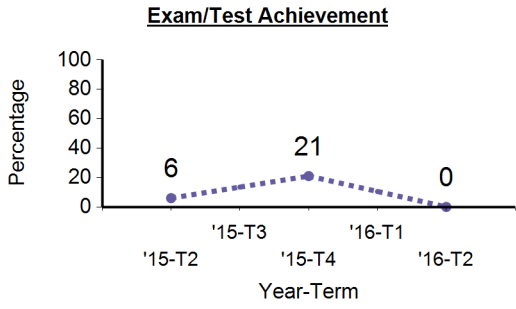

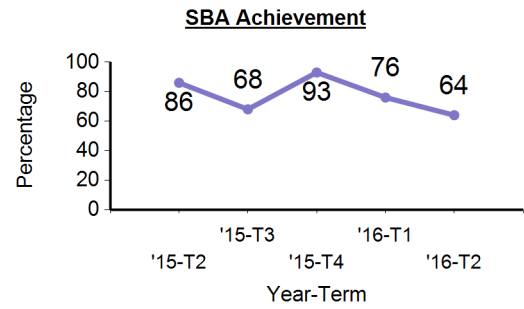
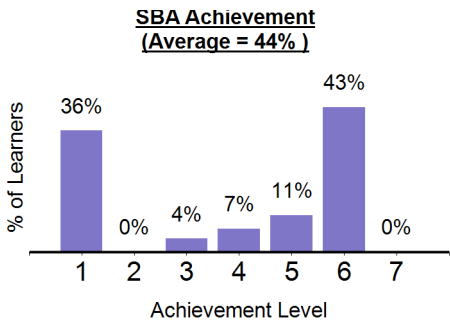
SBA

64% (28 Learners)

-12%

Exam/Test

0% (28 Learners)



Mathematics

SBA


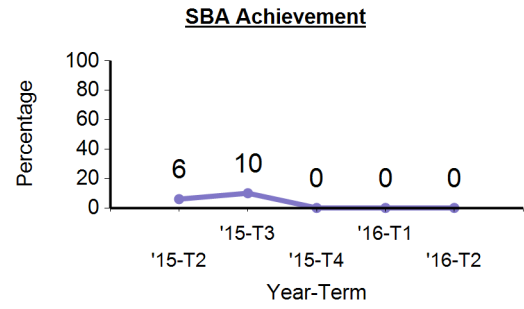
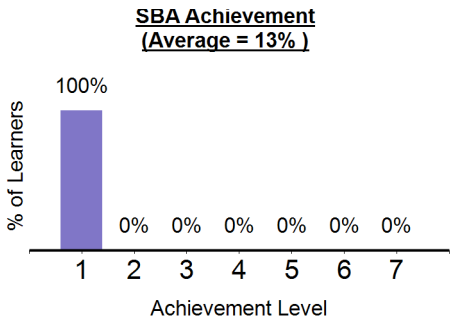
0% (28 Learners)

0%

Exam/Test

0% (28 Learners)

0%



Natural Sciences

SBA

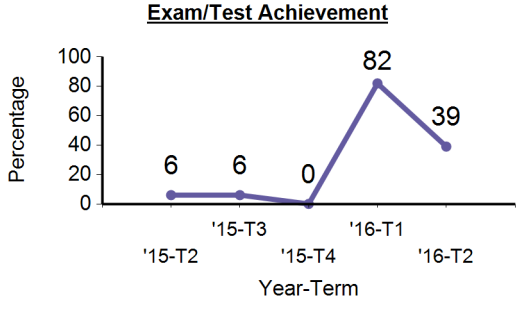

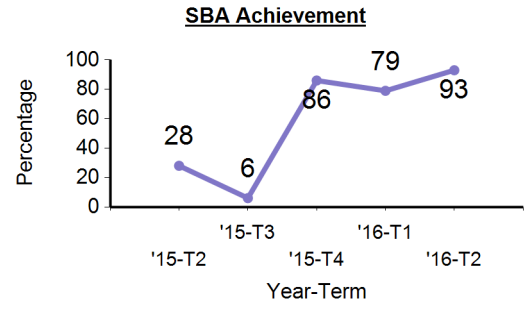
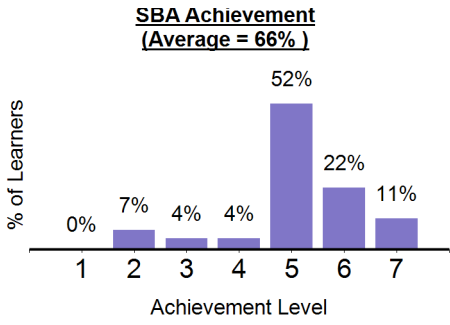
93% (27 Learners)

+14%

Exam/Test

39% (28 Learners)

-43%



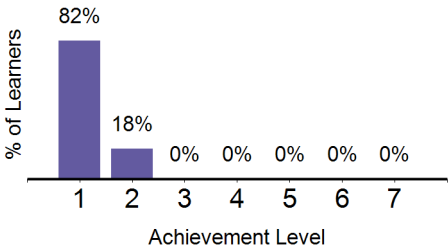
SBA



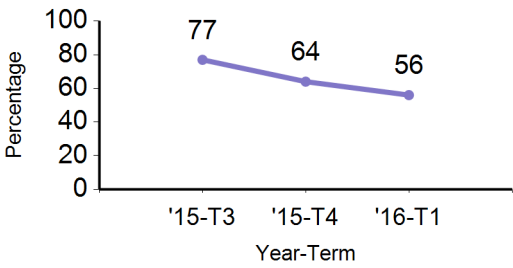
Exam/Test



Exam/Test Achievement
(Average = 23%)



SBA Achievement



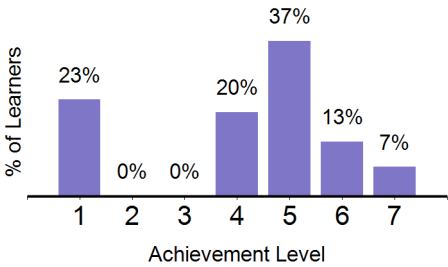
Technology

SBA

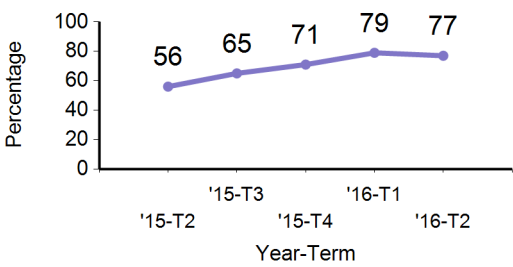


-2%

SBA Achievement
(Average = 52%)



SBA Achievement

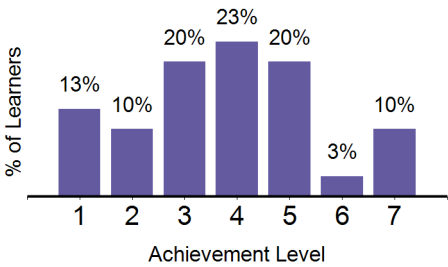


Exam/Test

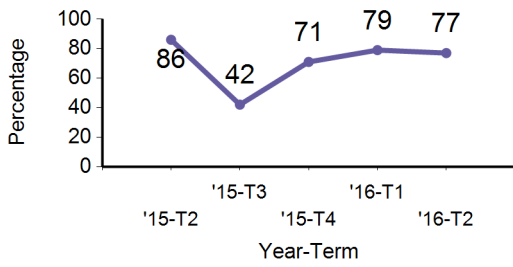


-2%

Exam/Test Achievement
(Average = 49%)



Exam/Test Achievement



Additional Data

 **55%**

-5%

 **13**

LEARNERS HELD BACK

 **24 of 30**

LEARNERS OVER AGE

2015



Value 55% Target 65%

2014



Value 60% Target 65%

2013



Value 91% Target 65%

2012



Value N/A Target 65%

2011



Value N/A Target 65%

