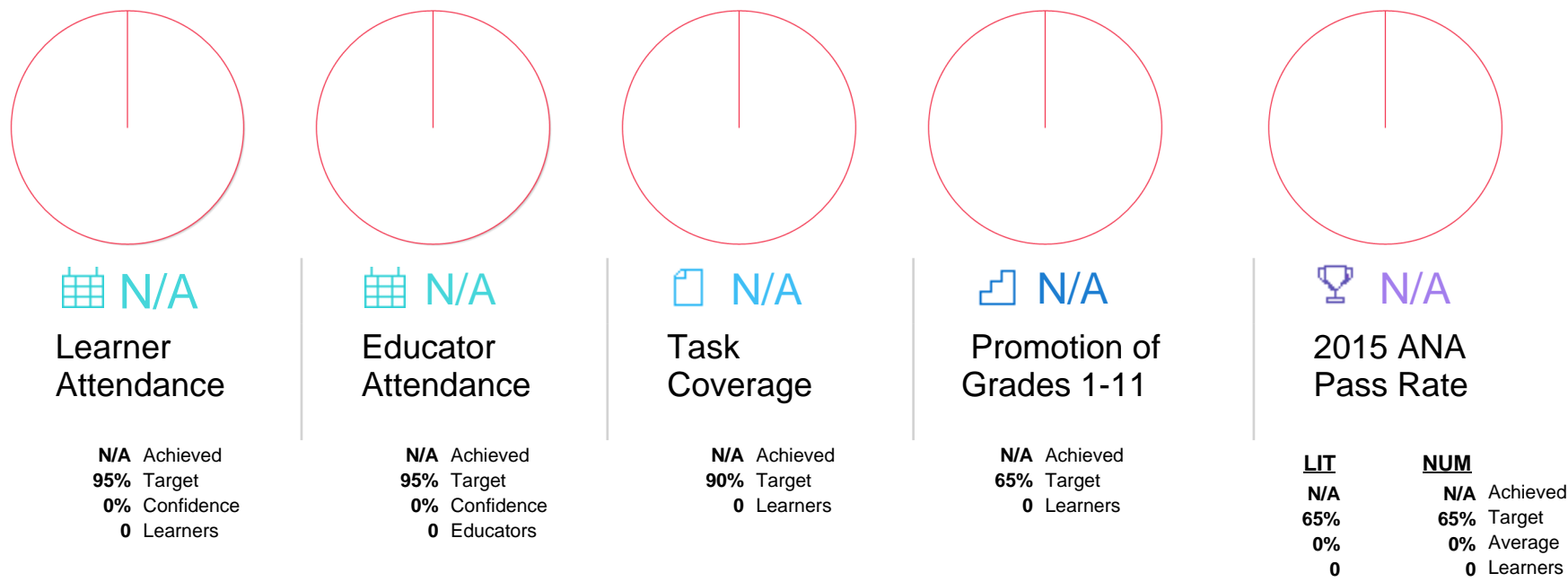




SPRINGFONTEIN P/S


Displaying Term 1, 2016

School Summary



Attendance

Additional Data



Top Attendance

Bottom Attendance

GRADES

GRADES

By Grade

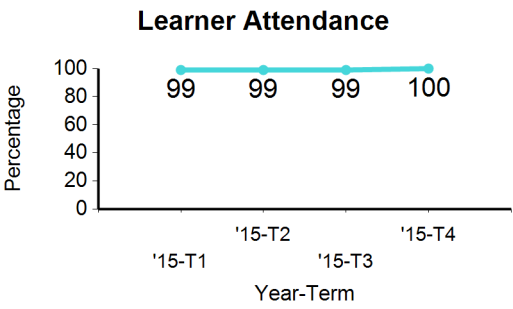


Grade 7

Learner

N/A (Learners)

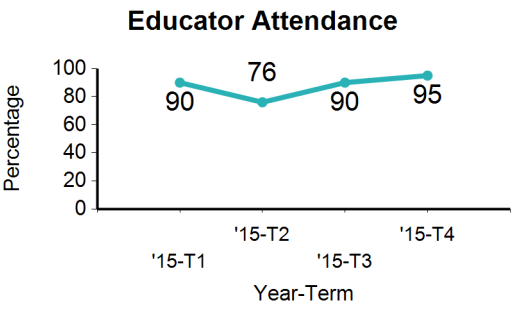
Value N/A Target 0% Confidence N/A



Educator

N/A (Educators)

Value N/A Target 0% Confidence N/A

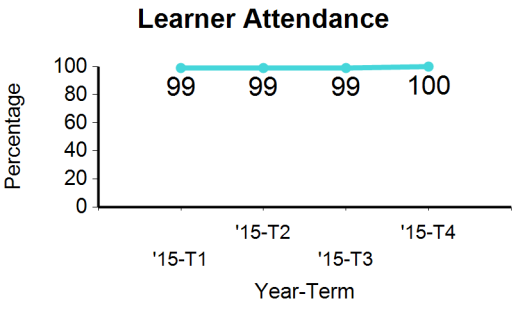


Grade 6

Learner

N/A (Learners)

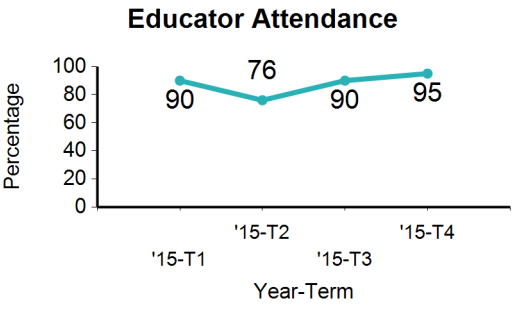
Value N/A Target 0% Confidence N/A



Educator

N/A (Educators)

Value N/A Target 0% Confidence N/A

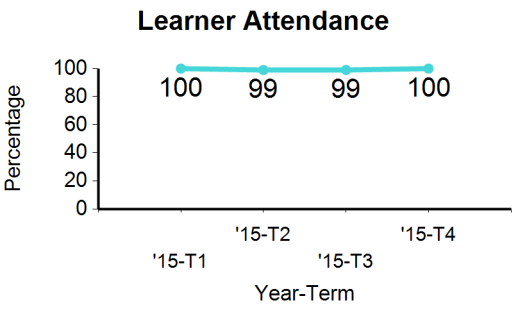


Grade 5

Learner

N/A (Learners)

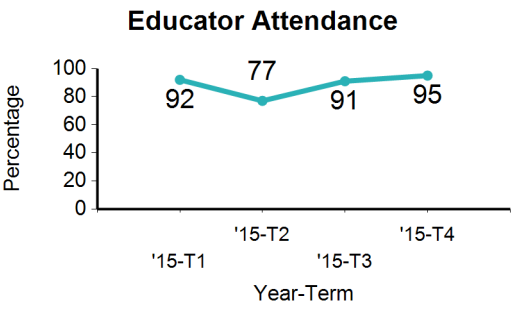
Value N/A Target 0% Confidence N/A



Educator

N/A (Educators)

Value N/A Target 0% Confidence N/A

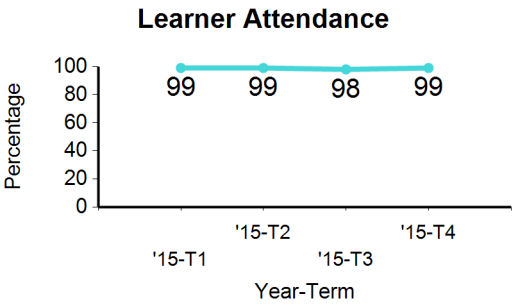


Grade 4

Learner

N/A (Learners)

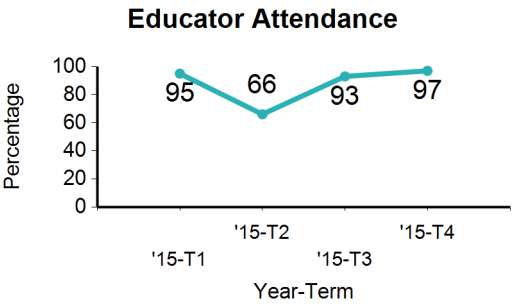
Value N/A Target 0% Confidence N/A



Educator

N/A (Educators)

Value N/A Target 0% Confidence N/A

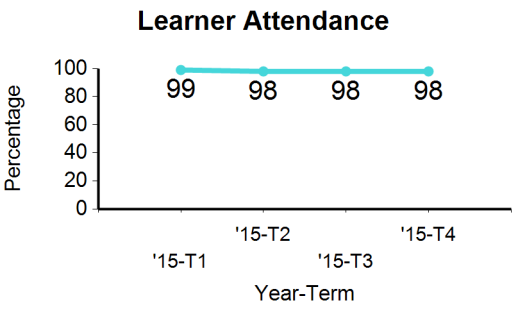


Grade 3

Learner

N/A (Learners)

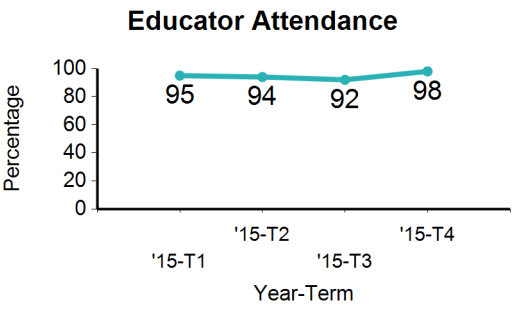
Value N/A Target 0% Confidence N/A



Educator

N/A (Educators)

Value N/A Target 0% Confidence N/A

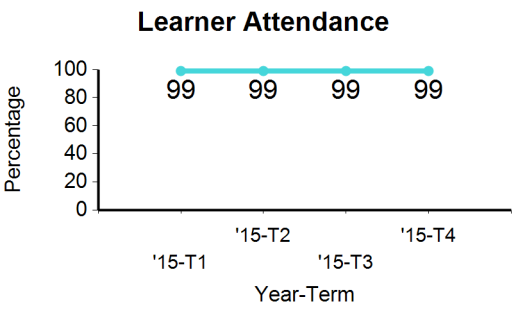


Grade 2

Learner

N/A (Learners)

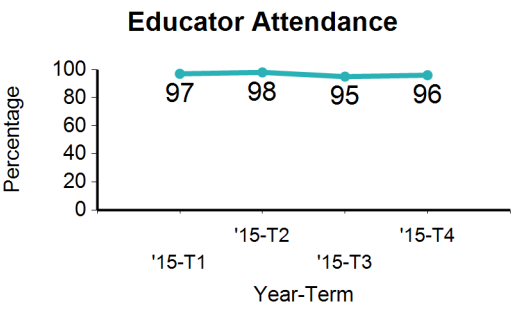
Value N/A Target 0% Confidence N/A



Educator

N/A (Educators)

Value N/A Target 0% Confidence N/A

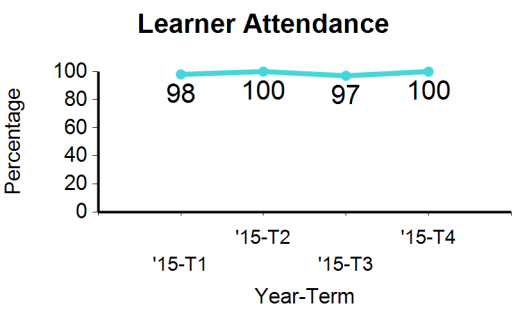


Grade 1

Learner

N/A (Learners)

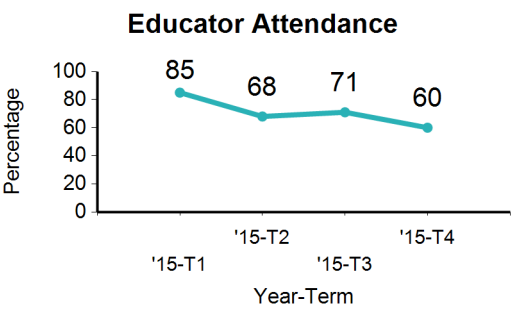
Value N/A Target 0% Confidence N/A



Educator

N/A (Educators)

Value N/A Target 0% Confidence N/A



Task Coverage

Additional Data

N/A

TASK COVERAGE



0

WEEK(S) BEHIND

Top Coverage

Bottom Coverage

SUBJECTS

SUBJECTS

GRADES

GRADES

By Grade

By Subject



Additional Data

 **N/A**

SBA PASS RATE

 **N/A**

QUARTERLY TEST PASS RATE

 **N/A**

2015 ANA PASS LIT RATE

 **N/A**

2015 ANA NUM PASS RATE

 **0**

ACHIEVEMENTS BELOW GOAL

 **0**

ACHIEVEMENTS BELOW GOAL

 **0**

ACHIEVEMENTS BELOW GOAL

 **0**

ACHIEVEMENTS BELOW GOAL

Top Achievement

Bottom Achievement

 SUBJECTS

 GRADES

 SUBJECTS

 GRADES

By Grade

By Subject

Additional Data

 **N/A**

2015 PROMOTION OF GRADE
1-11 learners

 **0**

LEARNERS HELD BACK

 **0%**

LEARNERS OLDER THAN
TARGET AGE

 **0**

LEARNERS OLDER THAN
TARGET AGE

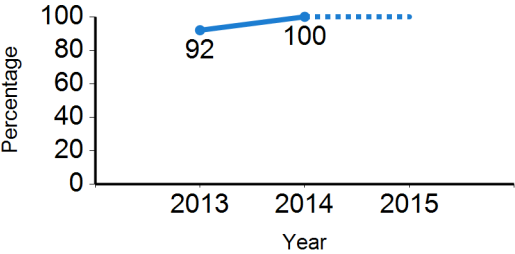
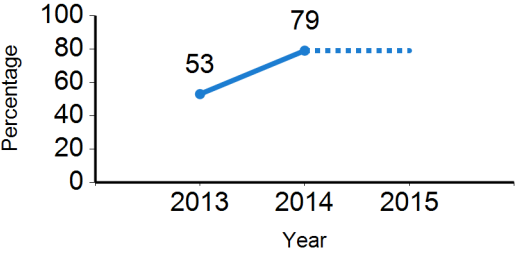
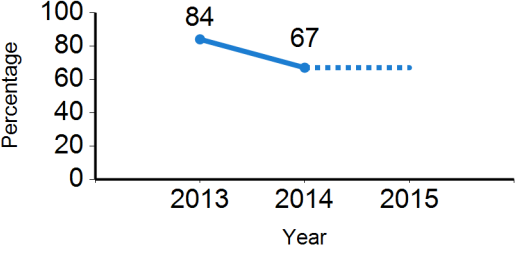
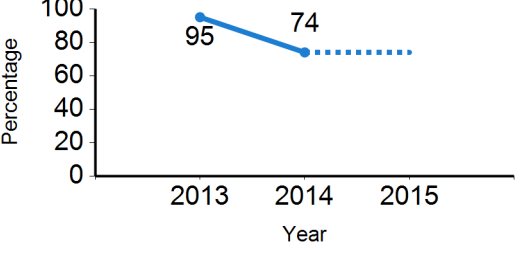
Top Promotion

Bottom Promotion

 GRADES

 GRADES

By Grade

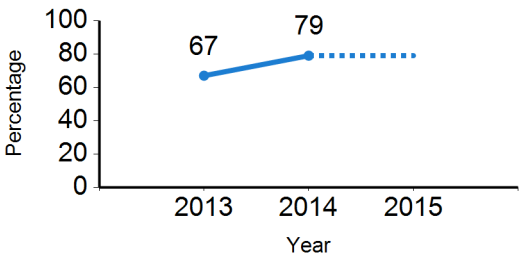
<div><div>2015 Grade 7</div><div>0% Learners over age</div></div> <div><div>N/A (0 Learners)</div><div></div><div>-</div></div> <div>Value N/A Target 65%</div>	<div>2015 Grade 7 Promotion</div> <div></div>
<div><div>2015 Grade 6</div><div>0% Learners over age</div></div> <div><div>N/A (0 Learners)</div><div></div><div>-</div></div> <div>Value N/A Target 65%</div>	<div>2015 Grade 6 Promotion</div> <div></div>
<div><div>2015 Grade 5</div><div>0% Learners over age</div></div> <div><div>N/A (0 Learners)</div><div></div><div>-</div></div> <div>Value N/A Target 65%</div>	<div>2015 Grade 5 Promotion</div> <div></div>
<div><div>2015 Grade 4</div><div>0% Learners over age</div></div> <div><div>N/A (0 Learners)</div><div></div><div>-</div></div> <div>Value N/A Target 65%</div>	<div>2015 Grade 4 Promotion</div> <div></div>

2015 Grade 3 0% Learners over age

N/A (0 Learners)

Value N/A Target 65%

2015 Grade 3 Promotion

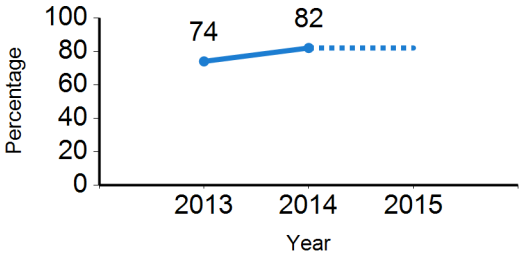


2015 Grade 2 0% Learners over age

N/A (0 Learners)

Value N/A Target 65%

2015 Grade 2 Promotion



2015 Grade 1 0% Learners over age

N/A (0 Learners)

Value N/A Target 65%

2015 Grade 1 Promotion

