

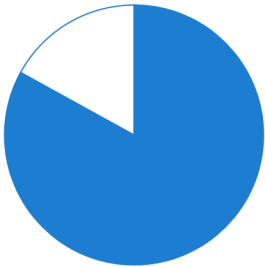
Grade Summary



93%

Attendance for learners

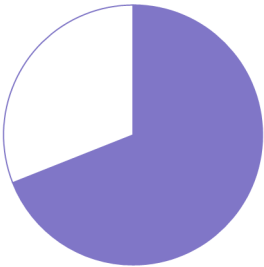
93% Achieved
95% Target
N/A Confidence
8 Learner Count



83%

2014 Promotion of learners

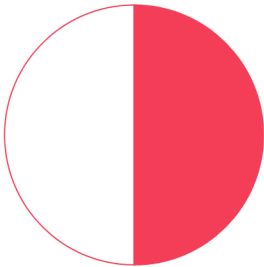
83% Achieved
65% Target
6 Learner Count



69%

SBA Pass Rate

69% Achieved
65% Target
52% Average
8 Learner Count



50%

2014 ANA Pass Rate

LIT		NUM
100%	Achieved	0%
65%	Target	65%
105%	Average	14%
6	Learner Count	6

Attendance

Additional Data

+4%
93%

LEARNER ATTENDANCE

2

LEARNERS ABSENT 5 + DAYS

+4%
99%

EDUCATOR ATTENDANCE

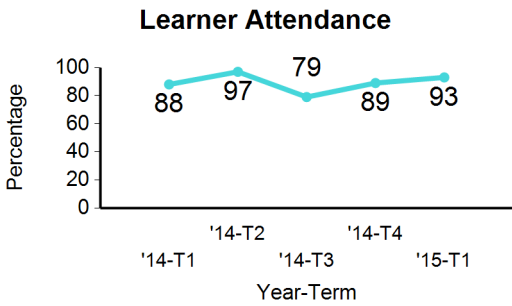
0

EDUCATORS ABSENT 5 + DAYS

Term 1

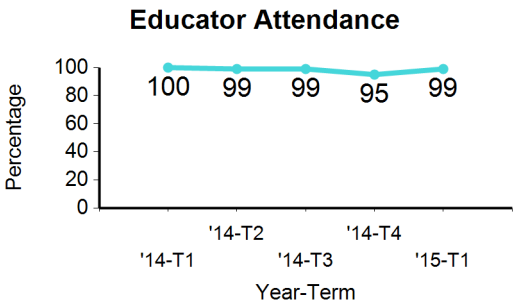
Learner 93% (8 Learners) +4%

Value 93% Target 95% Confidence 0%




Educator 99% (2 Educators) +4%

Value 99% Target 95% Confidence 0%





 **69%** -12%
SBA PASS RATE

0%

 **100%**

2014 ANA LIT PASS RATE

6
ASSESSMENTS BELOW GOAL

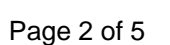
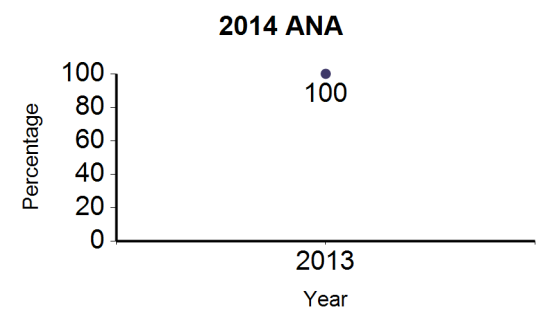
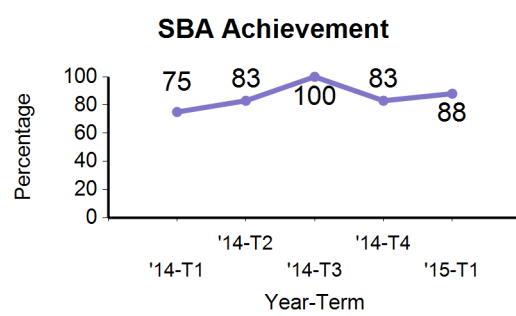
Bottom Achievement

Mathematics	38%
Sesotho Home Language	50%

English First Additional Language

88% (8 Learners)

N/A (0 Learners)



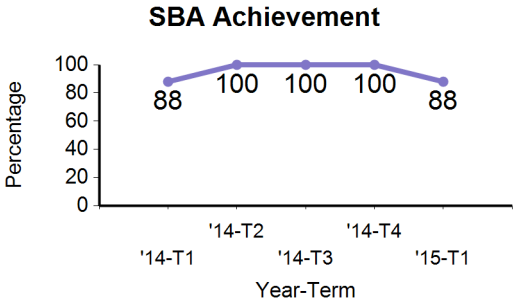
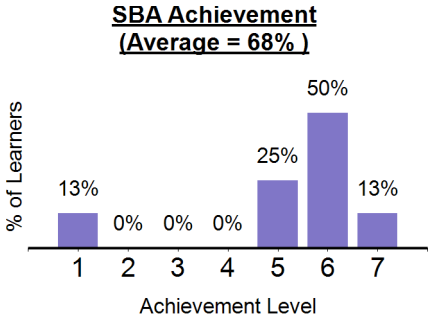
Life Skills

SBA



-12%

Quarterly



Mathematics

SBA



-45%

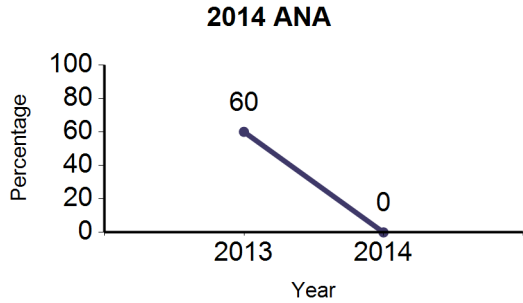
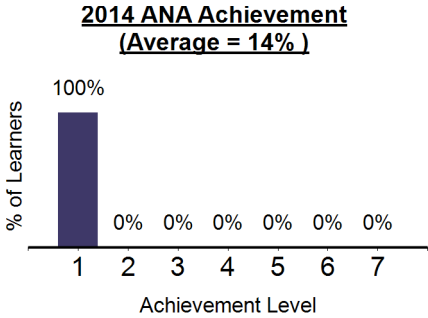

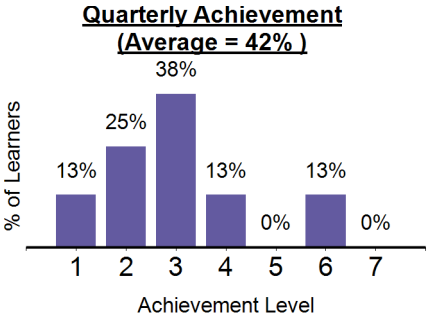
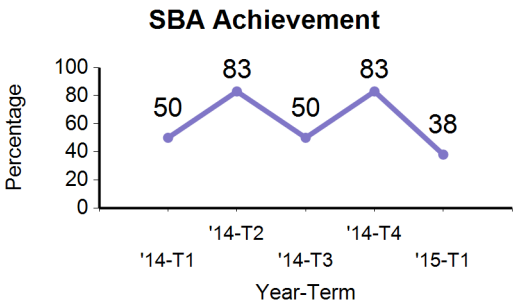
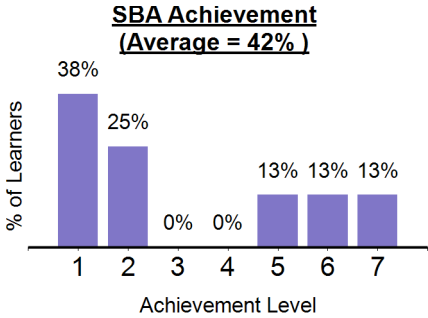
Quarterly



2014 ANA



-60%




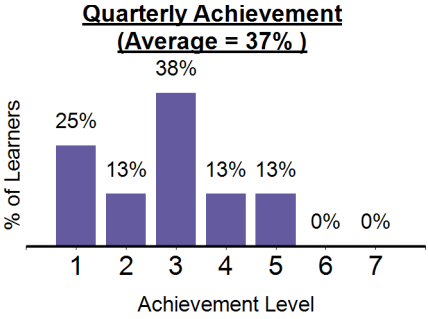
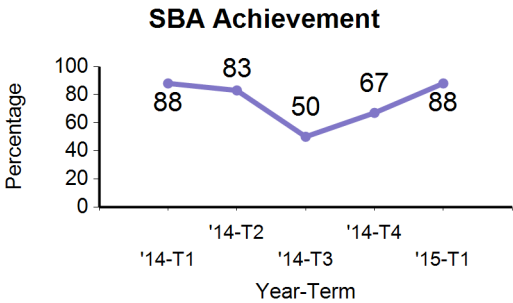
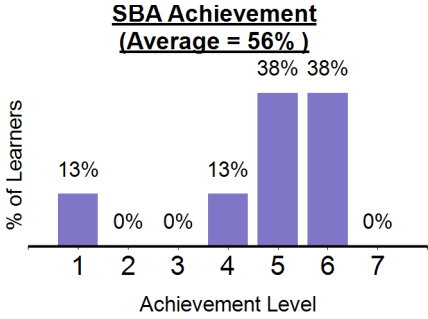
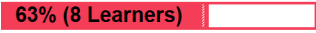
Natural Sciences and Technology

SBA



+21%

Quarterly



Sesotho First Additional Language

SBA


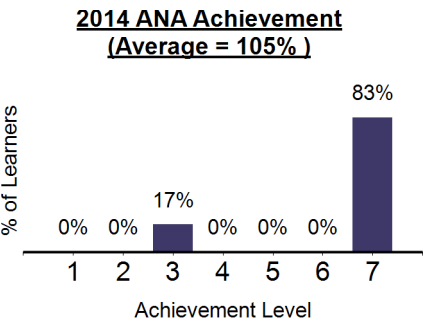
N/A (0 Learners)

Quarterly

N/A (0 Learners)

2014 ANA

100% (6 Learners)



Sesotho Home Language

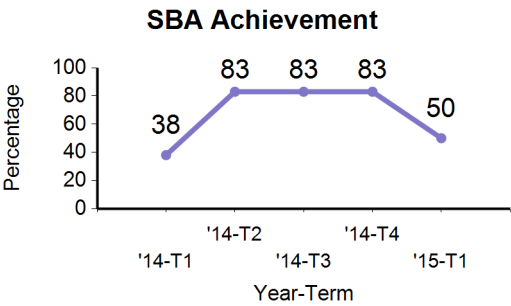
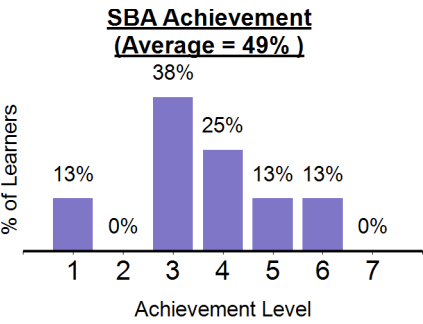
SBA

50% (8 Learners)

-33%

Quarterly

N/A (0 Learners)



Social Sciences

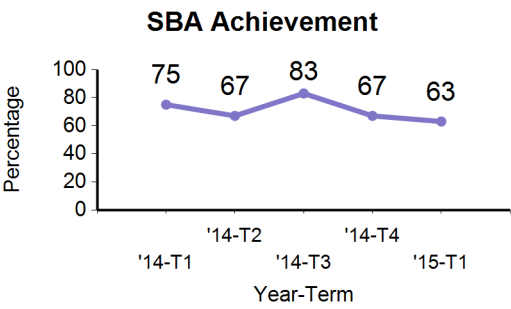
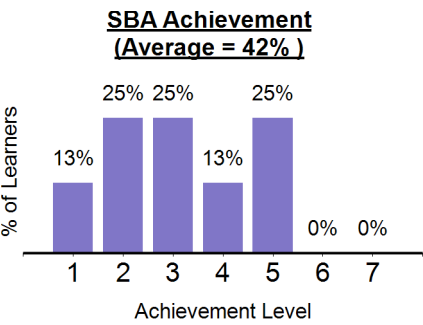
SBA

63% (8 Learners)

-4%

Quarterly

N/A (0 Learners)



Additional Data

