



Grade 3

Displaying Term 1, 2015


Grade Summary



84%

Attendance for learners

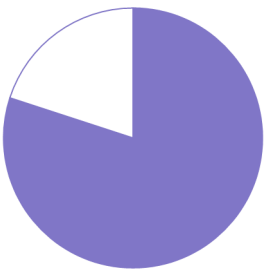
84% Achieved  
95% Target  
N/A Confidence  
5 Learner Count



100%

2014 Promotion of learners

100% Achieved  
65% Target  
7 Learner Count



80%

SBA Pass Rate

80% Achieved  
65% Target  
59% Average  
5 Learner Count



86%

2014 ANA Pass Rate

LIT		NUM
100%	Achieved	71%
65%	Target	65%
99%	Average	38%
7	Learner Count	7

Attendance

Additional Data

84%

LEARNER ATTENDANCE

-7%

4

LEARNERS ABSENT 5 + DAYS

94%

EDUCATOR ATTENDANCE

+1%

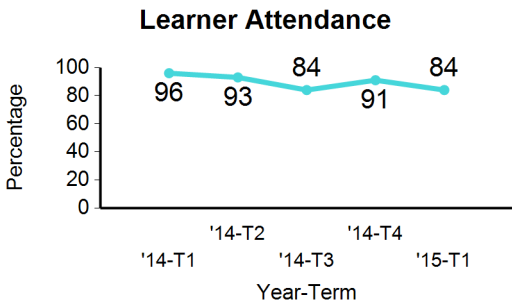
0

EDUCATORS ABSENT 5 + DAYS

Term 1

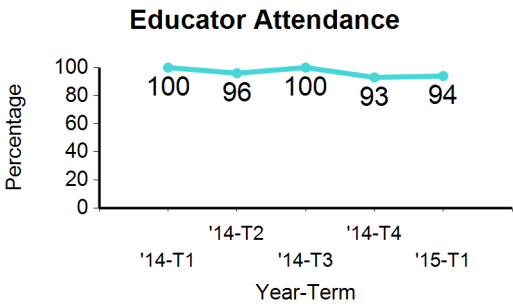
Learner 84% (5 Learners) -7%

Value 84% Target 95% Confidence 0%




Educator 94% (2 Educators) +1%

Value 94% Target 95% Confidence 0%





 **80%** -20%  
SBA PASS RATE

 **100%** +22%

**2014 ANA LIT PASS RATE**

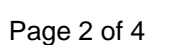
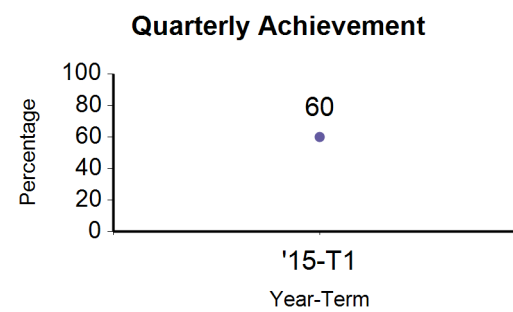
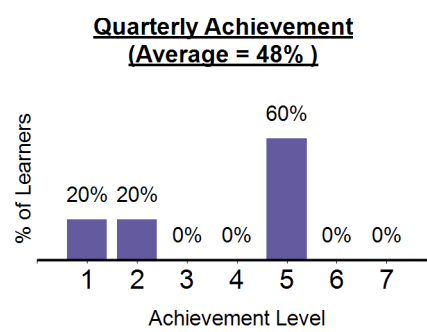
## 2 ASSESSMENTS BELOW GOAL

### Bottom Achievement

English First  
Additional  
Language


## English First Additional Language

60% (5 Learners)



Life Skills

SBA



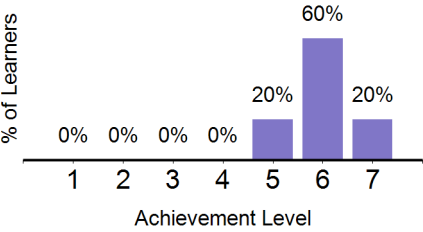
0%

Quarterly

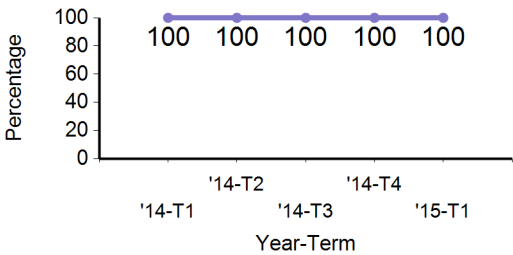


-

SBA Achievement  
(Average = 76% )



SBA Achievement



Mathematics

SBA



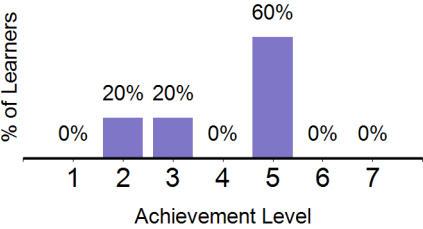
-20%

Quarterly

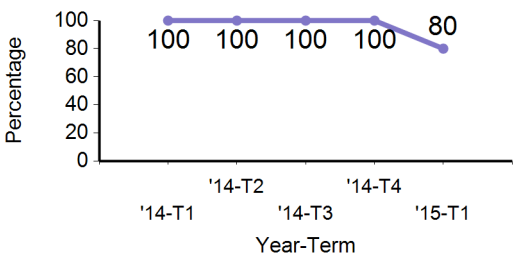


-

SBA Achievement  
(Average = 54% )



SBA Achievement

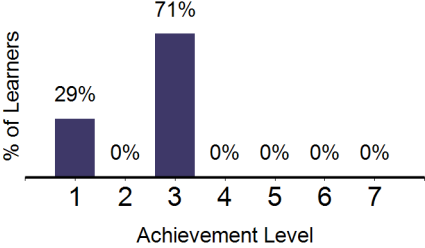


2014 ANA

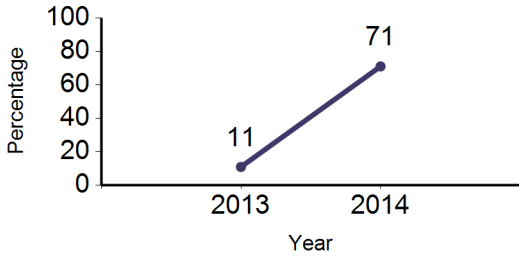


+60%

2014 ANA Achievement  
(Average = 38% )



2014 ANA



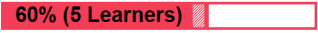
Sesotho Home Language

SBA



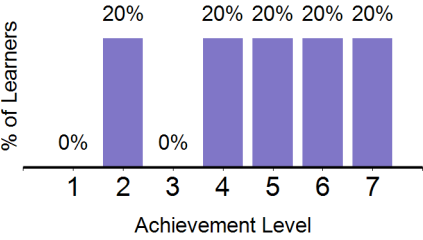
-20%

Quarterly

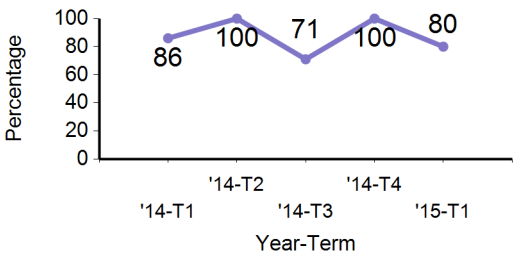


-

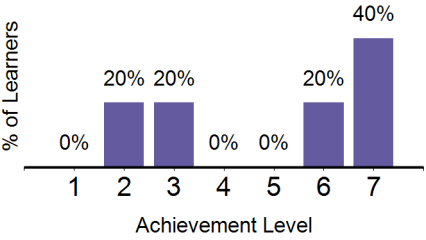
SBA Achievement  
(Average = 63% )



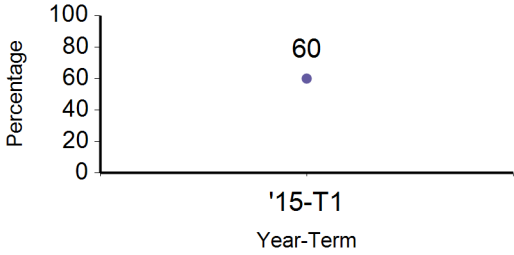
SBA Achievement



Quarterly Achievement  
(Average = 63% )



Quarterly Achievement

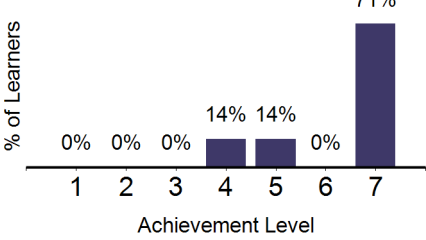


2014 ANA

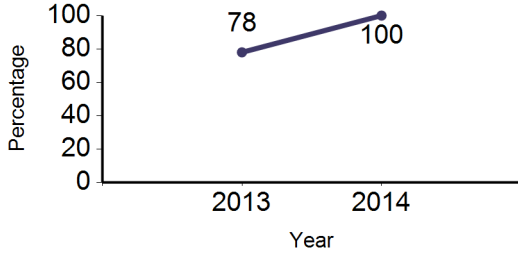


+22%

2014 ANA Achievement  
(Average = 99% )



2014 ANA



Additional Data

 100%

+11%

2014 PROMOTION

 0

LEARNERS HELD BACK

 2 of 5

LEARNERS OVER AGE

2014

100% (7 Learners)

+11%

Value 100% Target 65%

2013

89% (9 Learners)

-

Value 89% Target 65%

2012

N/A (0 Learners)

-

Value N/A Target 65%

2011

N/A (0 Learners)

-

Value N/A Target 65%

2010

N/A (0 Learners)

-

Value N/A Target 65%

