




BLYDSKAP PF/S

Displaying Term 1, 2015

School Summary



N/A


Attendance for learners

N/A Achieved

95% Target

N/A Confidence

0 Learner Count




N/A

2014 Promotion of grade 1-11 learners

N/A Achieved

65% Target

0 Learner Count



N/A

2014 ANA Pass Rate

LIT		NUM
N/A	Achieved	N/A
65%	Target	65%
N/A	Average	N/A
0	Learner Count	0



Attendance

Additional Data



N/A

LEARNER ATTENDANCE



0

LEARNERS ABSENT 5 +



N/A

EDUCATOR ATTENDANCE



0

EDUCATORS ABSENT 5 +

Top Attendance

Bottom Attendance



GRADES



GRADES

By Grade

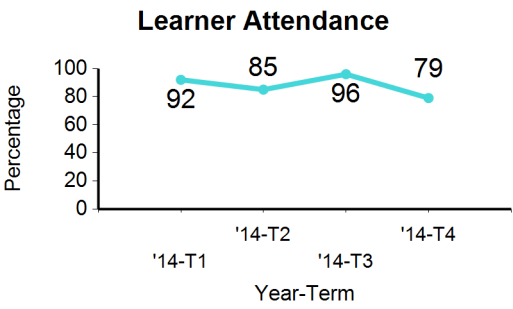


Grade 6

Learner

N/A ( Learners)

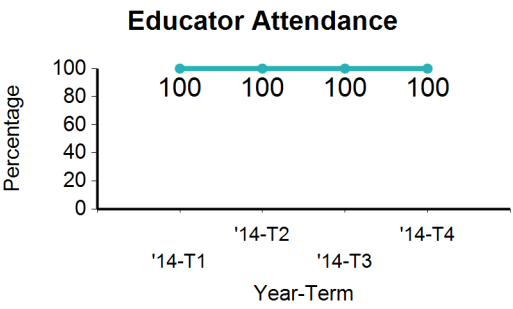
Value N/A Target 0% Confidence N/A



Educator

N/A ( Educators)

Value N/A Target 0% Confidence N/A

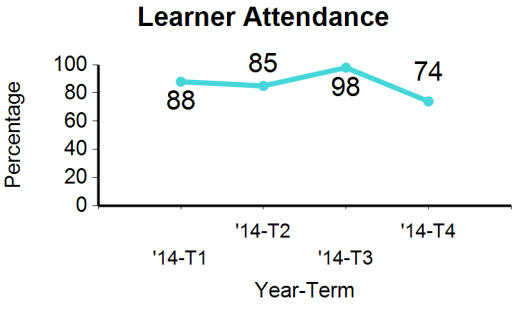


Grade 5

Learner

N/A ( Learners)

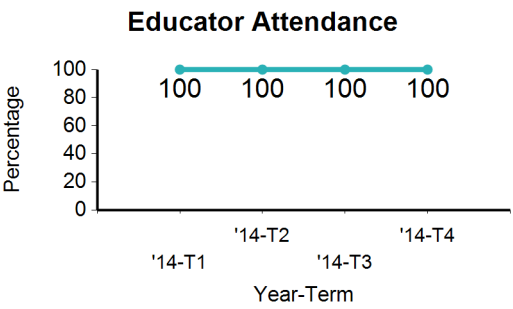
Value N/A Target 0% Confidence N/A



Educator

N/A ( Educators)

Value N/A Target 0% Confidence N/A

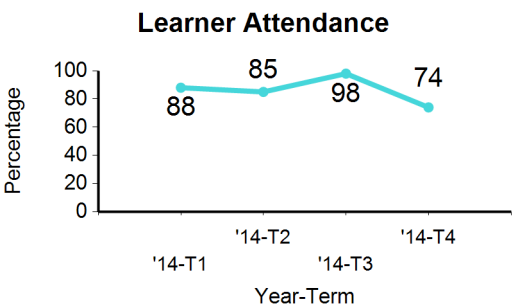


Grade 4

Learner

N/A ( Learners)

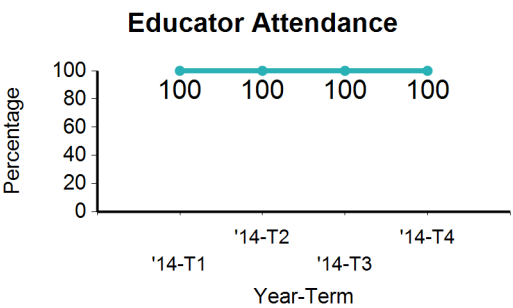
Value N/A Target 0% Confidence N/A



Educator

N/A ( Educators)

Value N/A Target 0% Confidence N/A

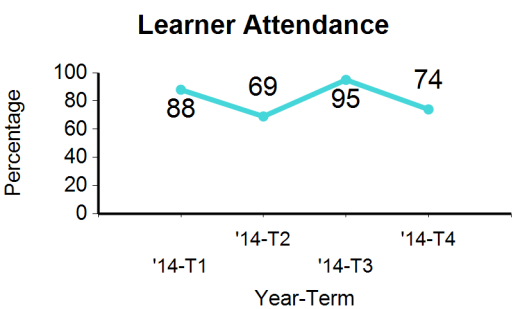


Grade 3

Learner

N/A ( Learners)

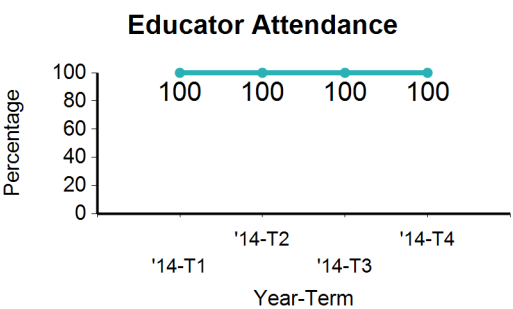
Value N/A Target 0% Confidence N/A



Educator

N/A ( Educators)

Value N/A Target 0% Confidence N/A

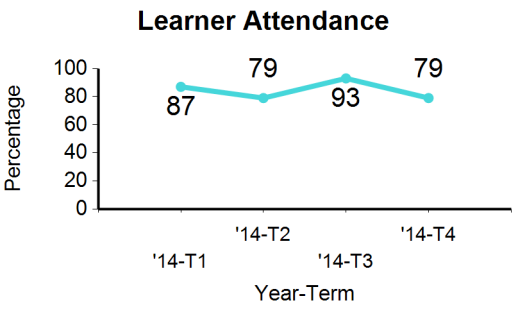


Grade 2

Learner

N/A ( Learners)

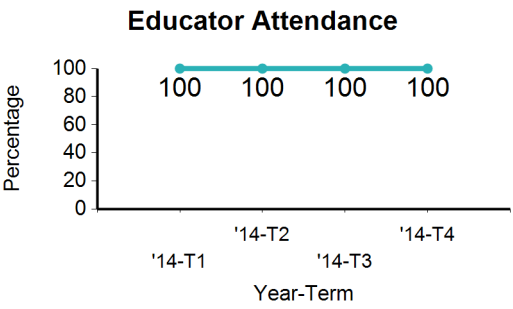
Value N/A Target 0% Confidence N/A



Educator

N/A ( Educators)

Value N/A Target 0% Confidence N/A

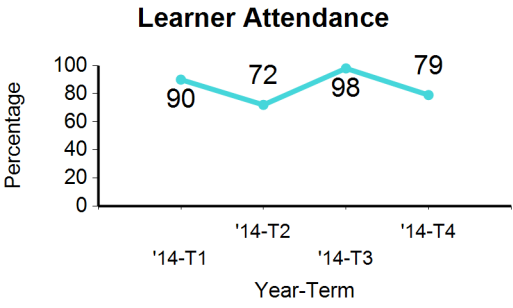


Grade 1

Learner

N/A ( Learners)

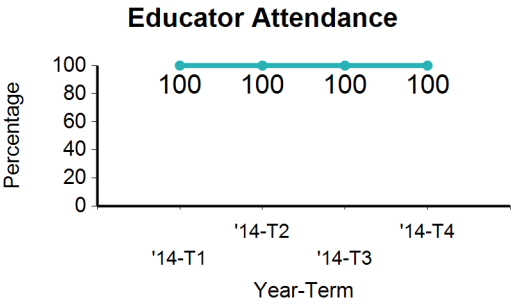
Value N/A Target 0% Confidence N/A



Educator

N/A ( Educators)

Value N/A Target 0% Confidence N/A



Achievement

Additional Data



N/A

SBA PASS RATE



N/A

QUARTERLY TEST PASS RATE



N/A

2014 ANA PASS LIT RATE



N/A

2014 ANA NUM PASS RATE



0

ACHIEVEMENTS BELOW GOAL



0

ACHIEVEMENTS BELOW GOAL



0

ACHIEVEMENTS BELOW GOAL



0

ACHIEVEMENTS BELOW GOAL

Top Achievement

SUBJECTS

GRADES

Bottom Achievement


SUBJECTS

GRADES




By Grade

By Subject




Promotion

Additional Data




N/A

2014 PROMOTION OF GRADE  
1-11 learners




0

LEARNERS HELD BACK




0%

LEARNERS OLDER THAN  
TARGET AGE




0

LEARNERS OLDER THAN  
TARGET AGE



GRADES



GRADES

By Grade

2014 Grade 6

0% Learners over age

N/A (0 Learners)

-

Value N/A Target 65%

2014 Grade 5

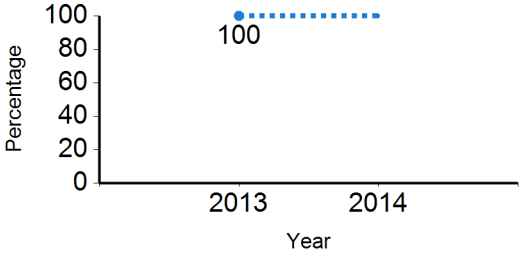
0% Learners over age

N/A (0 Learners)

-

Value N/A Target 65%

2014 Grade 5 Promotion



2014 Grade 4

0% Learners over age

N/A (0 Learners)

-

Value N/A Target 65%

2014 Grade 3

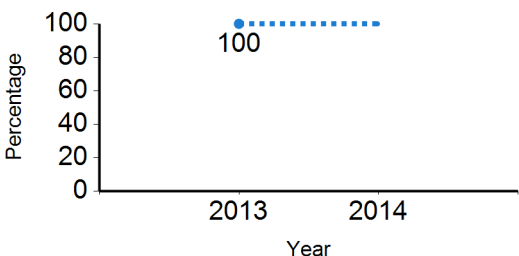
0% Learners over age

N/A (0 Learners)

-

Value N/A Target 65%

2014 Grade 3 Promotion

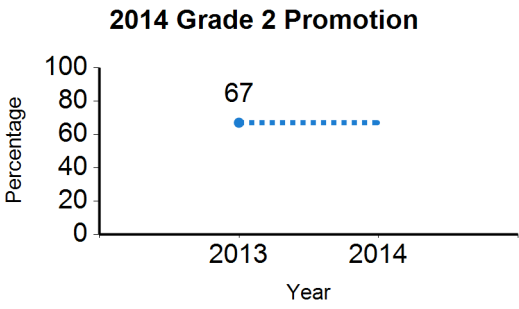




2014 Grade 2                      0% Learners over age

N/A (0 Learners)

Value N/A Target 65%



2014 Grade 1                      0% Learners over age

N/A (0 Learners)

Value N/A Target 65%

